

WEST VIRGINIA
WESLEYAN COLLEGE

Fact Book

2004-2005

Eighth Edition

*Compiled by
The Office of Institutional Research*

Preface

The West Virginia Wesleyan College Fact Book is a summary of statistics gathered from various sources throughout the college. I would like to thank all of the many campus departments for their cooperation and assistance without which it would not be possible to provide this document.

The purpose of the Fact Book is to provide a useful resource for commonly used information about West Virginia Wesleyan College. The information included in this book comes mainly from management reports and college databases. When viewing the report please pay careful attention to the dates listed on the tables and charts.

This is the eighth addition of the West Virginia Wesleyan College Fact Book. I am always looking for ways to improve both the kinds of data and the presentation of the data included in this document. If you have any questions about the information or suggestion for improvements I would welcome the opportunity to discuss them with you.

*Tammy J. Crites
Director of Institutional Research*

February 2005

Notice of Nondiscrimination

West Virginia Wesleyan College, a private educational institution, is committed to the principle of equal opportunity for all qualified persons, welcomes students of all backgrounds and takes pride in the diversity of its faculty and staff. It assures students of access to all the privileges, programs and activities generally accorded or made available at the College. West Virginia Wesleyan College strongly supports affirmative action principles and does not discriminate on the basis of creed, religion, national or ethnic origin, age, race, color, gender or handicap in the administration of its educational programs, admissions policies, financial aid programs, athletics, co-curricular activities or other College administered programs.

Table of Contents

Mission and

Organizational Structure

West Virginia Wesleyan College Mission Statement and Accreditation	5
West Virginia Wesleyan College Organizational Chart 2004-2005	6
Board of Trustees and Executive Administrative Officers and Faculty Chair and Senate 2004-2005	7
West Virginia Wesleyan College Faculty Constitution	8

Fall 2004 New Students

New Student Admission Funnel and Academic Profile	18
Freshmen Demographics	19
Freshmen Tuition Discounting	20

Fall 2004 Student Body

Historical Enrollment	22
Undergraduate Student Headcount History	23
Ethnic and Gender Breakdown	24
Full Time and Part-time Undergraduates Declared Majors Fall 2004	25
Student Organizations	27
NCAA Division II Athletic Programs	28
Yearly Retention Rate	29
Retention and Graduation Rates	30
2003-2004 Degrees Awarded by Major Field of Study	31

Faculty and Staff

Fall 2004 Faculty General Information	34
Faculty Compensation compared to IIB institutions	35
Faculty Salary compared to IIB institutions	36
Academic and Administrative Employees by Department	37

Finances

Revenue by Source	40
Tuition and Fees	41
Gift Income	42
Current Expenditures	43

Mission and Organizational Structure

WEST VIRGINIA WESLEYAN COLLEGE

Statement of Mission

West Virginia Wesleyan College challenges its students to a life-long commitment to develop their intellectual, ethical, spiritual, and leadership potential and to set and uphold standards of excellence. Firmly rooted in the liberal arts tradition and closely related to The United Methodist Church, the College is a community of learning based on fundamental Principles formed at the intersections of Christian faith and liberal education: intellectual rigor, self-discovery, human dignity, mutual support, social justice, self-discipline, mental and physical wellness, the appreciation of diversity and the natural world, and the judicious use of resources. The College recognizes and affirms its interdependence with the external communities--local, regional, national and global-- and its covenant with the people of West Virginia to share its educational and cultural resources.

West Virginia Wesleyan College prepares its students through its curriculum of arts and sciences, preprofessional studies, and its rich campus life programs. As a residential, undergraduate institution of higher education, the College aspires to graduate broadly educated men and women who

- Think critically and creatively,
 - Communicate effectively,
 - Act responsibly, and
 - Demonstrate their local and world citizenship through service.

Wesleyan Accreditation

West Virginia Wesleyan is accredited by the Commission of Institutions of Higher Education of the North Central Association of Colleges and Schools and approved by the University Senate of The United Methodist Church. It is a member of the National Association of Schools of Music and is approved by the West Virginia Department of Education and the National Council for the Accreditation of Teachers Education. The College participates in the Interstate Certification Project, whereby a number of states now certify teachers graduating from Wesleyan's Department of Education. The nursing program is accredited by the National League for Nursing Accrediting Commission and approved by the State of West Virginia Board of Examiners for Registered Nurses. The athletic training program is accredited by the Commission of Accreditation of Allied Health Education Programs. Degree programs offered in business and economics, including the Master of Business Administration program, are accredited by the International Assembly for Collegiate Business Education.

The College holds memberships in the Appalachian College Association, East Central Colleges, The National Association of Independent Colleges and Universities, the American Association of Colleges for Teacher Education, the National Association of Schools and Colleges of the United Methodist Church, Campus Compact, and the Council of Independent Colleges

Wesleyan's athletic programs are affiliated with the West Virginia Intercollegiate Athletic Association and the National Collegiate Athletic Association, Division II.

**West Virginia Wesleyan College
Organizational Chart
2004- 2005**

Board of Trustees	President	*Interim Dean of the College	Faculty (Departments and Curriculum)		
			Academic Advising		
			Academic Planning		
			Honors Program		
			MBA Program		
			Library		
			Registrar Office		
			Associate Dean	Assessment	
				International Programs	
				Student Services Liaison	
		Testing Programs			
		May and Summer Terms			
		Vice-President for Student Affairs and Dean of Student Development	Academic and Career Center		
			Athletics		
			Campus Activities and Summer Conferences		
			Campus Center, Outdoor Recreation and Greek Life		
			Campus Security		
			Counseling and Wellness		
			Health Center		
			Housing and Residence Life		
Intercultural Relations/International Students					
New Student Programs					
Retention Programs					
Student Academic Support Services					
Community Service					
Vice- President for Finance and Treasurer	Bookstores				
	Comptroller	Business Office			
	Purchasing	Service Center			
		Post Office			
	Food Services- Contracted with Aladdin Food Services				
	Personnel				
	Physical Plant - Contracted with Sodexo				
Vice- President for Advancement	Alumni and Parent Relations				
	Annual Giving Programs				
	Gift Planning and Major Gift Solicitation				
	Corporation, Foundation, Government Relations				
	College Communication				
Campaign					
Vice-President and Chief Information Officer	Academic Computing Services				
	Administrative Computing Services				
	Help Desk				
Director of Admission and Financial Aid					
Dean of the Chapel	Chapel Programs				
	Church Relations				
	Pastoral Care				
	Spiritual Life				
Director of Institutional Research					

**Board of Trustees,
Administrative Executive Officers and Faculty Senate
2004-2005**

Board of Trustees

<i>Mr. Joseph S. Beeson '68, Chairman</i>	<i>Mr. John L. Griffith, Jr '69</i>
<i>Mr. William O. Goodwin, 1st Vice Chair</i>	<i>Mr. William R. Haden</i>
<i>Dr. Alfred L. Moyè '60, 2nd Vice Chair</i>	<i>Mr. Robert P. Hartley</i>
<i>Mr. Robert L. Allman II '69 3rd Vice Chair</i>	<i>Rev. Andrew C. Harvey</i>
<i>Mr. Charles R. Evans '69 4th Vice Chair</i>	<i>Rev. David Jasper</i>
<i>Rev. John R. Campbell, '59 Secretary</i>	<i>Mr. Elijah Kinser '05</i>
<i>Dr. D. Scott Bellamy</i>	<i>Rev. Frederick H. Leasure '70</i>
<i>Bishop Thomas J. Bickerton '80</i>	<i>Bishop Ernest S. Lyght</i>
<i>Ms. Suzan E. Bly '68</i>	<i>Mr. Ronald M. McCauley '59</i>
<i>Mr. Roger Brown '63</i>	<i>Mr. William W. Minsker</i>
<i>Mr. Kevin W. Bruny '84</i>	<i>Dr. Charolette L. Nath '68</i>
<i>Ms. Allyson Burnell '85</i>	<i>Mr. William S. Norman '60</i>
<i>Mr. K.C. Caldabaugh '68</i>	<i>Mr. Herschel H. Rose III</i>
<i>Ms. Christine Cox '69</i>	<i>Rev. Vance P. Ross '79</i>
<i>Mr. James Davies '66</i>	<i>Dr. Joseph M. Shreve '74</i>
<i>Mr. Thomas B. Dunn '64</i>	<i>Rev. Victoria J. Starnes '78</i>
<i>Mr. Ben Exley IV '68</i>	<i>Ms. Mary Jean Taylor '71</i>
<i>Mr. Charles W. Furbee III '64</i>	<i>Ms. Amy W. Vaughan '77</i>
<i>Mr. Stephen Gammerino '71</i>	<i>Dr. William H. Wilson '72</i>

President's Cabinet

Mr. William R. Haden, President of the College
Dr. Larry Parsons, Interim Dean of the College
Mr. Stephen W. Jones, Vice President for Finance
Dr. Trina Dobberstein, Vice President for Student Affairs
Mr. R. Duwane Squires, Vice President and Chief Information Officer
Ms. Peg Cooning, Vice President for Advancement
Mr. Robert N. Skinner, II, Director of Admission and Financial Planning
Ms. Tammy Crites, Director of Institutional Research

Faculty Chair and Senate

Dr. David S. Bellamy, Faculty Chair, Faculty Senate
Dr. Jeffrey Godwin, Faculty Vice-Chair, Faculty Senate
Dr. James Beeby, Faculty Senator
Dr. Barbara Park-Reynolds, Faculty Senator
Dr. Devon McNamara, Faculty Senator
Dr. Jeffery Simmons, Faculty Senator

WEST VIRGINIA WESLEYAN COLLEGE FACULTY CONSTITUTION

PREAMBLE

The purpose of this Constitution shall be to give voice to the faculty of West Virginia Wesleyan College in shaping, implementing and monitoring the mission of the College, in particular its academic mission.

ARTICLE I. ORGANIZATION

Section 1. The Faculty Assembly, Faculty Senate, Admission and Academic Affairs Council, Campus Life Council, Curriculum Council, Professional Affairs Council, and other faculty committees as provided for in Article VI of this Constitution are governed by the West Virginia Wesleyan College Faculty Constitution. Faculty Assembly retains the right of review of all actions of the Faculty Senate, councils and committees, except as specifically stated below. The Faculty Senate serves as the executive committee of Faculty Assembly.

Section 2. All meetings of the Faculty Assembly, the Faculty Senate, councils and committees authorized under this Constitution shall be conducted according to the procedures set forth in Robert's *Rules of Order Newly Revised*. The Chair of the Faculty shall appoint a parliamentarian annually to advise on matters pertaining to meetings of the Faculty Assembly.

Section 3. Any voting member of the Faculty Assembly may observe the proceedings of any council or faculty committee, except the Professional Affairs Council. The chair of any council or faculty committee may grant permission to other interested parties to observe proceedings.

ARTICLE II. FACULTY ASSEMBLY

Section 1. Purpose and Scope of Authority

The Faculty Assembly shall be the chief deliberative and legislative body of the faculty. It may consider and make recommendations on all matters of general interest to the college community; however, it shall have primary responsibility for matters related to the College's program of instruction. All actions of the Faculty Assembly are subject to review by the President of the College. Should the President disapprove of any action, the President shall consult with the Chair of the Faculty and, if appropriate, the originating council or committee. Any action by the President that overturns legislation of the Faculty Assembly shall be reported to the Faculty Assembly.

Section 2. Membership

All who serve full-time or pro rata under a faculty contract as provided for in the *Faculty Handbook*, the Dean of the College, and the President of the College shall be voting members of the Faculty Assembly. Any full-time faculty member assigned to a term appointment in an administrative position shall retain voting privileges in Faculty Assembly. [10/1/98] The Faculty Senate shall be charged with resolving questions regarding any faculty member's voting status. Only voting members of the Faculty Assembly may submit motions, amendments, or resolutions. Voting members of the Faculty Assembly may exercise their franchise in person only.

All others offering formal instruction at the College, either part-time or by special arrangement; faculty emeriti; administrative officers; and the President of the Community Council shall be non-voting associate members with voice.

Section 3. Minutes

Minutes shall be kept of all meetings of the Faculty Assembly, distributed to all members and associate members of the body at least forty-eight hours prior to its next meeting, and approved by the body at its next scheduled meeting. Stenographic support may be provided by the Office of the Dean of the College. Approved minutes of the Faculty Assembly shall be submitted to the President of the College.

Section 4. Meetings

The Faculty Assembly shall meet no fewer than eight times during the academic year. The Chair of the Faculty shall call special meetings as necessary with at least forty-eight hours notice. The Chair of the Faculty shall convene special meetings, also with forty-eight hours notice, upon receipt of a request signed by twelve or more voting members of the Faculty Assembly. Meetings of the Faculty Assembly shall be chaired by the Chair of the Faculty or, in the Chair's absence, by the Vice Chair of the Faculty.

Section 5. Agenda

The agenda for all meetings of the Faculty Assembly shall be prepared by the Chair of the Faculty in consultation with the Faculty Senate and distributed in writing via campus mail to all members of the Faculty Assembly not later than forty-eight hours prior to the time of the meeting. The agenda shall include all resolutions or main motions passed by the councils and committees which have been reviewed by the Faculty Senate. Any member of the Faculty Assembly may submit in writing to the Chair of the Faculty items for the agenda. Resolutions introduced on the floor of the Faculty Assembly without prior notice shall be added to the agenda of a subsequent meeting unless the body waives the forty-eight hour notice provision by a majority vote.

Section 6. Quorum

A quorum of the Faculty Assembly shall consist of forty percent of its voting members.

ARTICLE III. FACULTY SENATE

Section 1. Purpose and Scope of Authority

The Faculty Senate shall be the executive committee of the Faculty Assembly. All actions of the Faculty Senate are subject to review and approval by the Faculty Assembly.

Section 2. Membership

Faculty Senate shall be comprised of five faculty representatives elected by the Faculty Assembly from its voting members, the Vice Chair of the Faculty, and the Chair of the Faculty, who shall also chair the Faculty Senate. (See Article V. Elections, pp. 3-4.) The representatives shall serve staggered two-year terms. The person elected to the office of Vice Chair of the Faculty shall serve as Vice Chair and Secretary of the Faculty Senate for one year and then as Chair for one year. The Dean of the College shall be a non-voting *ex officio* member of the Faculty Senate. A quorum of the Faculty Senate shall

consist of five of its voting members. The Faculty Senate shall meet at least eight times during the academic year.

Section 3. Other Interested Parties

The Chair of the Faculty may invite any member of the faculty or administration to sit as a consultant without vote for any single meeting of the Faculty Senate. The Faculty Senate may hold hearings with any interested person(s) concerning proposed legislation or significant campus issues.

Section 4. Duties and Responsibilities

The Faculty Senate shall be responsible for representing the interests of the faculty regarding all aspects of the College's mission and program. The Faculty Senate may also inquire into matters concerning the faculty which are not strictly within the faculty's traditional purview--e.g., details of the College's financial condition.

- A. When appropriate, the Faculty Senate shall direct matters that come to its attention to the councils or committees with jurisdiction over these matters. The Faculty Senate shall also act as an oversight body with the right of review of the activities of the councils and faculty committees.
- B. Action taken by councils and faculty committees shall be reviewed by the Faculty Senate and (1) sent to the Faculty Assembly for possible review, or (2) sent to the Faculty Assembly for possible review with a recommendation from the Faculty Senate, or (3) referred back to the appropriate faculty body for further consideration.
- C. The Faculty Senate shall appoint faculty members to councils and shall coordinate with the various councils the appointment of faculty members to faculty committees. (See Article V, Section 1.) (Student members of councils and faculty committees shall be designated by the Community Council.)
- D. The Faculty Senate may create or dissolve special faculty committees related to the carrying out of its duties and responsibilities. Committees created by the Faculty Senate for a specific purpose shall report to the Faculty Senate. Any such committee shall continue to exist only until it shall complete its assigned task or until the Faculty Senate shall dissolve it.
- E. The Faculty Senate shall initiate and encourage sharing of information and reports as appropriate from college committees whose authority originates outside the Faculty Constitution and from the Department Chairs' Caucus. The Faculty Senate shall share information with the Faculty Assembly as appropriate.

ARTICLE IV. ELECTION OF FACULTY OFFICERS

The election of faculty officers and members of the Faculty Senate shall occur each year during the March meeting of the Faculty Assembly. Election shall be by secret, written ballot, with each voting member of the Faculty Assembly casting as many votes for a given position as there are vacancies for that position. Elected officers will assume office at the conclusion of the April meeting of the Faculty Assembly. All members appointed to councils and committees will assume office at the Fall Faculty Retreat, and an initial meeting of each council shall take place at the Retreat. [12/4/97]

Section 1. Chair of the Faculty

The Vice Chair of the Faculty shall assume the office of Chair of the Faculty at the conclusion of the April meeting of the Faculty Assembly. In the event that the Vice Chair is unwilling or unable to assume the responsibilities of Chair of the Faculty, the Faculty Assembly shall elect a new Chair by majority vote.

Section 2. Vice Chair of the Faculty

The Vice Chair of the Faculty shall be elected annually during the March meeting of the Faculty Assembly. Nominations by voting members of the Faculty Assembly shall be accepted from the floor during the February meeting until the closing of nominations during that meeting.

Section 3. Faculty Senate

At the first regularly scheduled meeting of the Faculty Assembly following January 1 of each year, a nominating committee of five voting members of the Faculty Assembly not currently serving on Faculty Senate shall be elected at large. The nominating committee shall be charged with presenting to the Faculty Assembly a slate of candidates equal in number to the number of vacancies on the Faculty Senate, plus one. It shall be the responsibility of the nominating committee to present a diverse slate of candidates that represents the various interests, points of view, and academic disciplines of the Wesleyan faculty, with no more than one candidate from a single academic department. The slate of candidates presented by the nominating committee shall be published with the agenda for the March meeting of the Faculty Assembly. Nominations shall also be accepted from the floor from any voting member of the Faculty Assembly during the March meeting. All persons nominated shall run at large, and election to the Faculty Senate shall be by a plurality of votes.

Section 4. Vacancies

- A. Members who anticipate absence from meetings of the Faculty Senate for one semester or more shall be obligated to resign their positions for the remainder of their term.
- B. Should any member of the Faculty Senate resign or fail to serve, the Faculty Assembly shall fill the vacancy by election at the next scheduled meeting of the Faculty Assembly. The person so elected shall fill the remainder of the unexpired term. Determination of "failure to serve" shall be made by the Faculty Senate.

ARTICLE V. COUNCILS

Section 1. Purpose and Scope of Authority

A council is a standing body operating under the jurisdiction of the Faculty Constitution that has oversight over a broad sector of the College's program. As such, a council has broad, ongoing responsibility for formulating and monitoring policy related to its stated area of concern. The Faculty Constitution provides for four councils: Admission and Academic Standing Council, Campus Life Council, Curriculum Council, and Professional Affairs Council. The Faculty Assembly may create new or dissolve existing councils as it deems necessary. The Faculty Senate shall refer to the appropriate council for study and/or action matters that fall within the jurisdiction of that council.

A council may create or dissolve without outside approval subcouncils to facilitate the carrying out of its responsibilities. A subcouncil is a working group of council members formed to advise, bring recommendations and/or monitor a specific aspect of the council's area of concern. Any subcouncil created by a council derives its authority from the council and shall report to the council on a regular basis.

A council may also recommend to the Faculty Senate the creation of faculty committees to deal with specific aspects of the College's program that merit special faculty attention, or their dissolution. A council also shall recommend individuals for membership on faculty committees; however, appointment to a faculty committee shall remain the prerogative of the Faculty Senate, which shall be accountable for assuring the fair and reasonable distribution of the faculty's out-of-classroom workload.

Section 2. General Requirements Applicable to all Councils

A. Organization

- 1. Members of each council shall be appointed by the Faculty Senate to reflect reasonable diversity, including diversity among the several academic disciplines.

2. All members of a council shall have voice and vote, except as specified below.
3. With the exception of the Curriculum Council, which shall be chaired by the Dean of the College, each Council shall elect its own chair and secretary from among its voting faculty members.
4. A council may invite non-members to provide information or consultation or to attend any single meeting.
5. Any voting member of the Faculty Assembly may observe the proceedings of any council, except the Professional Affairs Council; observers may not participate in the proceedings except as invited.

B. Procedures

1. With the exception of action taken by the Professional Affairs Council on personnel matters, all action taken by a council shall be subject to review by Faculty Senate, the Faculty Assembly, and the President of the College. Unless overturned upon review, action taken by a council shall be considered binding.
2. When issues rightly before a council also affect the area of responsibility of another faculty body, the council shall confer with that body before forwarding any action to the Faculty Senate.

C. Minutes and Reports

1. Minutes shall be kept of all council meetings and approved by council members. Except for the minutes of the Professional Affairs Council, these minutes, or a summary of actions taken, shall be distributed in a timely manner to the Faculty Senate for review and forwarding to the Faculty Assembly.
2. Each council shall submit to the Faculty Senate with its first set of minutes each year a report of its goals for the year; with its final set of minutes for the year, each council shall submit an evaluation of its progress toward achieving those goals.
3. Each council shall submit to the Faculty Senate for distribution to the Faculty Assembly a one-page written summary of its activities for the year, including frequency of meetings, accomplishments, and recommendations, in April of each year.

Section 3. Admission and Academic Standing Council

A. Membership

The Admission and Academic Standing Council shall consist of six voting members of the Faculty Assembly appointed by the Faculty Senate for staggered three-year terms, the Director of Academic Advising, the Dean of Student Development or the dean's representative, the Director of Admission or the director's representative, the Dean of the College, and the Registrar. Only faculty members shall have the vote.

B. Duties and Responsibilities

The council shall be responsible for formulating policy and establishing and monitoring standards affecting admission to the College and the academic standing of enrolled students. The council also shall act on individual requests for variance from stated policies and/or requirements. On policy questions relating to standards for admission, academic standing, or graduation, the council must be consulted before any action is taken by any other person or group on campus.

1. The council shall recommend candidates eligible for graduation, whose names shall be submitted to the Faculty Assembly for approval.
2. In consultation with the Director of Admission, the council shall determine when it must rule on individual applications for admission to the College, and it shall render decisions on applications referred to it by the Director of Admission.
3. The council shall formulate policies governing academic matters such as credit by examination, withdrawal from courses, and readmission to the College following dismissal for any cause.
4. The council shall formulate policies and establish and monitor standards affecting academic standing, including honors recognition, probationary status, and academic dismissal. As soon as final grades are available at the end of each semester, the council shall determine those students who are ineligible to return the following semester and those who are to be placed on academic probation or warning. The Dean of the College shall communicate the council's decisions to affected students at the earliest possible date.
5. The council shall serve as the primary authorizing body on individual requests for variance from established academic policies and/or standards. The council's actions in such cases shall be subject to appeal to the Dean of the College. Should the Dean of the College overturn the council on any matter, the dean shall inform the committee in writing in a timely manner.

Section 4. Campus Life Council

A. Membership

The Campus Life Council shall consist of five voting members of the Faculty Assembly appointed by the Faculty Senate for staggered three-year terms, the faculty representative to Community Council appointed annually by the Faculty Senate, the Dean of Student Development or the dean's representative, the Dean of the Chapel, the Director of Athletics, the Director of the Counseling and the Wellness Center, and three students appointed annually by the Community Council.

B. Duties and Responsibilities

The council shall be responsible for the ongoing evaluation of the various programs, policies, procedures and facilities that affect the quality of life on campus and for making recommendations to the Faculty Senate and Faculty Assembly and to other appropriate officers and bodies of the College. The council shall represent the interests of the faculty and other college constituencies in matters pertaining to the quality of life on campus.

Section 5. Curriculum Council

A. Membership

The Curriculum Council shall consist of six voting members of the Faculty Assembly appointed by the Faculty Senate for staggered three-year terms; the Dean of the College, who shall chair the council; the Director of Academic Advising; the Registrar; and two students, one of whom shall be the chair of the Academic Affairs Committee of the Community Council and one of whom shall be appointed at large by the Academic Affairs Committee from the student body. Stenographic support may be provided by the Office of the Dean of the College. Only faculty and student members shall have the vote.

B. Duties and Responsibilities

The council shall be responsible for proposing, approving, reviewing, and evaluating all aspects of the College that relate to its formal program of instruction and to its academic support services. The council shall represent the interests of the faculty in assuring the academic excellence and integrity of the curriculum.

1. The council shall have authority to approve, modify or reject curricular or policy proposals offered by academic departments or other bodies of the College, including the addition, deletion or significant modification of courses or programs. The council may also initiate actions that serve to advance the quality of the educational program or to clarify its mission. The addition or deletion of an academic major must be approved by the Board of Trustees.
2. The council shall have the authority to request information and/or reports from academic units of the College and to propose guidelines for the management of the curriculum.
3. In cooperation with the Dean of the College, the council shall communicate to the appropriate administrative officers the needs of the larger faculty for instructional support and resources.

Section 6. Professional Affairs Council

A. Membership

The Professional Affairs Council shall consist of five voting members of the Faculty Assembly, at least one of whom shall be without tenure and at least one of whom shall hold the rank of professor. They shall serve staggered three-year terms. The Dean of the College shall serve as a non-voting *ex officio* member.

Any conflict of interest, real or apparent, must be avoided. To this end:

1. Sitting members of the Professional Affairs Council, their spouses, or other persons whose applications might create a conflict of interest for them, shall not be considered for promotion or tenure. When a real or apparent conflict of interest exists, the affected council member may resign--or may be requested to resign by a majority vote of the other voting members of the council--in order that the tenure or promotion process may go forward.
2. When a conflict of interest arises during consideration of faculty grants, developmental leaves, or sabbatical leaves, the affected person shall be absent from both the discussion and the vote on the application.

B. Duties and Responsibilities

1. The council shall be responsible for formulating, implementing and monitoring policies affecting the terms of employment, advancement in rank, tenure status, performance evaluation, professional development, workload and compensation of the faculty. These policies shall be subject to review by the Faculty Senate and the Faculty Assembly.
2. The council shall also act as a consultative body to the Dean of the College on individual cases affecting advancement in rank, tenure status, sabbatical and other leaves of absence, professional development support, non-reappointments, and other personnel matters. Applications for promotion, tenure, leave, and professional development support, including supporting documentation, shall be submitted to the Dean of the College, who shall forward them to the council for review and recommendation. All personnel matters are considered in the strictest confidence. When appropriate, personnel decisions shall be communicated to the larger college community by the Dean of the College by way of public announcement. Grievances and complaints shall be referred to the Grievance Committee as provided for in the *Faculty Handbook*.

3. The council shall be responsible for initiating changes and considering all proposed changes to the *Faculty Handbook* and for editing the document.
4. Any voting member of the Faculty Assembly may submit recommendations on policy or on individual cases to the Chair of the Professional Affairs Council when other procedures seemingly are not open or are not appropriate.

C. Minutes and Reports

Although the minutes of the Professional Affairs Council are circulated only to council members and appropriate officers of the College, the council shall forward to the Faculty Senate a summary of all actions on policy and other matters that are subject to review by the Faculty Senate and the Faculty Assembly.

ARTICLE VI. COMMITTEES

Faculty members participate in two kinds of committees, both of which are essential to the mission of the College: Faculty Committees and College Committees. Only Faculty Committees shall be governed by the Faculty Constitution. College Committees are invited to maintain open communication with the faculty via the Faculty Senate.

Section 1. Faculty Committees

- A. Faculty committees shall be authorized by the Faculty Senate, either on the initiative of the Faculty Senate or upon the recommendation of one of the four councils. Members shall be appointed by the Faculty Senate in cooperation with the appropriate council and normally shall assume their responsibilities following the April meeting of the Faculty Assembly. The Faculty Senate shall have the authority to dissolve a faculty committee, either on its own initiative or upon the recommendation of the appropriate council. Committees shall include student members when appropriate and shall elect their own chair and secretary.
- B. All members of faculty committees shall have voice and vote, except as specified by the authorizing body.
- C. Faculty committees may function as advisory bodies to officers or units of the College, or they may take action on behalf of the faculty within the scope of their jurisdiction. Actions taken by a faculty committee shall be subject to review by the committee's authorizing body and the Faculty Assembly.
- D. Each faculty committee shall report on a regular basis to the council that has broad oversight responsibility over its area of concern or to the Faculty Senate if authorized directly by that body via minutes that shall be kept of each meeting or a summary of actions taken. The appropriate council may overturn action taken by a committee; when such occurs, the council shall report its action and the reasons to the committee and to the Faculty Senate via its minutes or summary of actions. If a council shall determine that a committee's actions require further review, the council shall forward a summary of the actions in question to the Faculty Senate.
- E. The list of faculty committees is intended to be fluid, permitting the faculty to respond efficiently and quickly to the immediate needs of the College. Examples of faculty committees anticipated to continue functioning over time are the Honors Committee, the Library Committee, and the Committee on Assessment.

Section 2. College Committees

College Committees are organized by officers or units of the College functioning outside the jurisdiction of the Faculty Constitution. They may be departmental or administrative and may serve very focused or very broad institutional needs. Although they report to the officers or units of the College that authorize them, those that

significantly affect the overall life of the College are encouraged to maintain open communication with the faculty through the Faculty Senate. Examples of current College Committees are the Retention Task Force, the Computer and Technology Committee, and the President's Commission on the Future of the College.

ARTICLE VII. AMENDMENT PROCEDURES

Amendments to this constitution may be proposed by any voting member of the Faculty Assembly, by any faculty body, or by the Faculty Senate. All proposed amendments shall be considered by the Faculty Senate prior to the Faculty Assembly's voting on them. Amendments must be presented in writing to the entire membership of the Faculty Assembly at least one Assembly meeting prior to the meeting in which they will be voted on. A two-thirds vote shall be required to adopt an amendment.

ARTICLE VIII. RATIFICATION

This constitution shall become effective when approved by a two-thirds vote of the Faculty Assembly and by the President of the College. Membership on existing faculty bodies shall remain unchanged until the next normal cycle of elections and appointments.

Ratified 11/9/1995

Revised 12/4/97 (Art. IV Introduction), 10/1/98 (Art. II, Sect.)

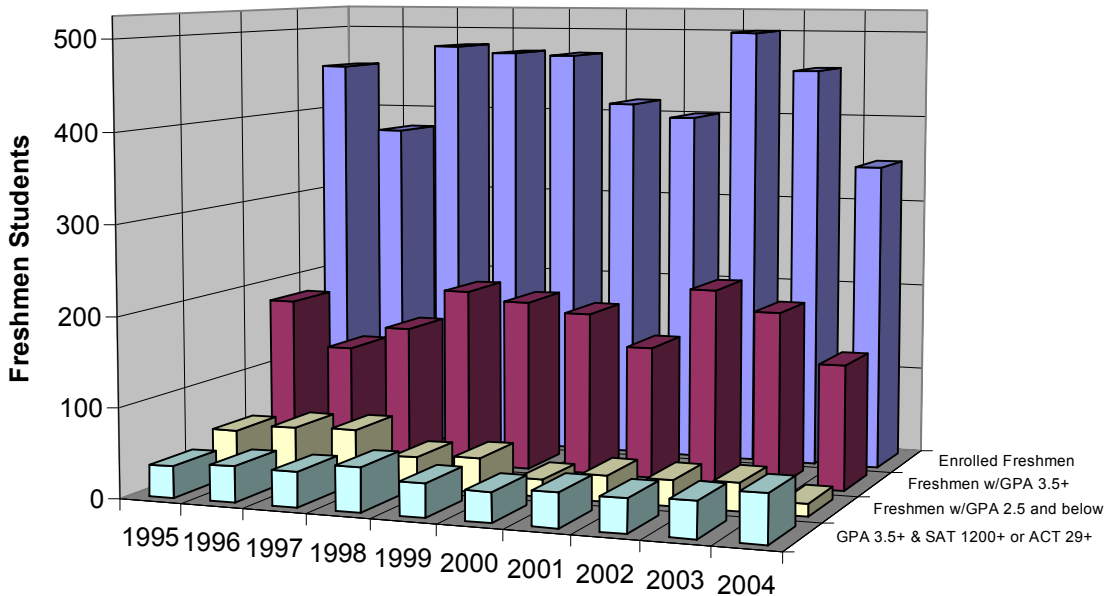
Fall 2004 New Students

Fall 2000-2004 Full-Time Freshmen Enrollment Funnel and Academic Profile

	Fall 2000	Fall 2001	Fall 2002	Fall 2003	Fall 2004
Applicants	1540	1119	1362	1486	1263
Accepted	1258	957	1135	1178	981
Accept rate	82%	85.5%	83.3%	79.3%	77.7%
Matriculates	415	401	500	458	348
Yield	32.9	41.9	44.1	38.9	35.5

High School GPA	3.38	3.27	3.33	3.36	3.35
ACT Composite Score	24	22.3	23	23	23
SAT Verbal Score	532	510	526	515	513
SAT Math Score	536	512	525	518	517
SAT Combined	1068	1022	1051	1033	1030

High School Grade Point Average Profile 1995-2004

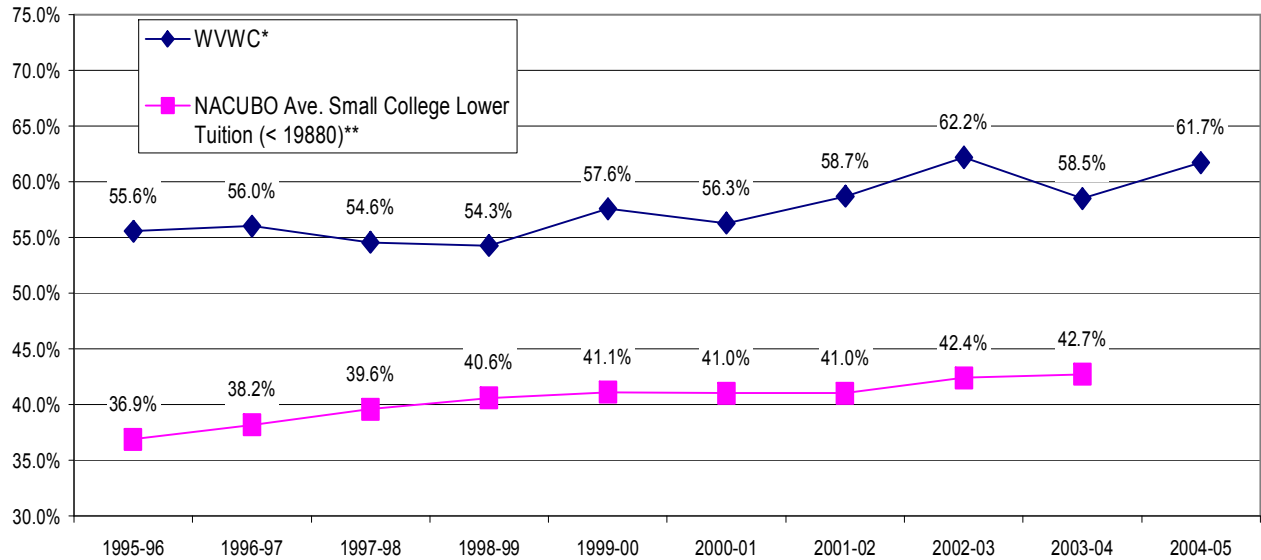


	1995	1996	1997	1998	1999	2000	2001	2002	2003	2004
GPA 3.5+ & SAT 1200+ or ACT 29+	35	40	39	49	37	33	38	37	40	53
Freshmen w/GPA 2.5 and below	50	58	60	34	38	19	29	29	31	14
Freshmen w/GPA 3.5+	181	129	155	202	193	183	148	217	195	140
Enrolled Freshmen	454	377	480	473	471	415	400	500	457	348

Fall 2000-2004 Full-Time Freshmen Demographics

	Fall 2000	Fall 2001	Fall 2002	Fall 2003	Fall 2004
Home State					
West Virginia	205	185	273	242	181
Pennsylvania	55	69	61	61	46
Maryland	30	22	57	36	40
New Jersey	24	26	23	27	17
New York	13	15	11	11	6
Ohio	13	10	12	13	6
Virginia	9	6	10	14	12
Florida	16	15	10	14	16
Maine	6	11	5	4	3
Massachusetts	5	6	7	3	1
Connecticut	5	3	0	2	1
New Hampshire	3	8	5	2	2
International	10	8		5	4
Others	21	17	25	24	14
Religious					
United Methodist	90	117	127	109	77
Roman Catholic	54	59	64	57	39
Baptist	28	44	57	47	41
Christian Missionary	*	12	9	10	8
Lutheran	*	8	12	6	2
Nazarene	*	4	4	5	2
Jewish	*	2	2	0	0
Presbyterian	5	22	23	16	17
Episcopal	4	9	6	3	5
United Church of Christ	*	2	4	7	0
Other	20	5	3	15	7
No Preference	214	117	188	183	153
Ethnic Classification					
White American	378	298	401	407	262
African American	19	19	22	25	29
Asian American	5	1	4	8	4
American Indian/Alaska Native	*	1	2	1	2
Spanish American	0	3	8	6	2
Not specified	3	71	54	1	48
International	10	8	8	10	4
Gender					
Female	231	202	283	256	180
Male	184	199	217	202	168

**West Virginia Wesleyan College
and NACUBO Average Small College Lower Tuition
Freshman Class Tuition and Fee Discount Percentage**



* Aid Figures as of October 1st of each year.

** Tuition and Fee category based on 2003-04 Figures

	1995-96	1996-97	1997-98	1998-99	1999-00	2000-01	2001-02	2002-03	2003-04	2004-05
WVWC Tuition and Fees	\$14,750	\$15,175	\$16,275	\$16,750	\$17,550	\$18,050	\$18,700	\$19,300	\$19,850	\$20,450

Awarded Financial Aid to First-time Full-time Freshmen

	Fall 2000	Fall 2001	Fall 2002	Fall 2003	Fall 2004
Number of First-time Full-time Freshmen	415	400	500	457	348
% applied for Financial Aid	100%	99%	99%	99%	98%
% received any Financial Aid	100%	99%	99%	99%	99%
% received gift aid	95%	96%	97%	98%	99%
% received self help aid	99%	99%	99%	96%	98%
Average Financial Aid Award All Sources	\$17,608	\$18,511	\$18,995	\$19,315	\$19,836
Average Gift Aid Award All Sources	\$12,395	\$13,021	\$15,247	\$14,420	\$15,963
Average Self Help Award all Sources	\$ 5,213	\$ 5,490	\$ 3,748	\$ 4,895	\$ 3,873

Source: Financial Planning Files as of no later than November 15th each year.

*Aid Averages do include Parent and Alternative Loan Amounts

Fall 2004 Student Body

West Virginia Wesleyan College Historical Enrollment

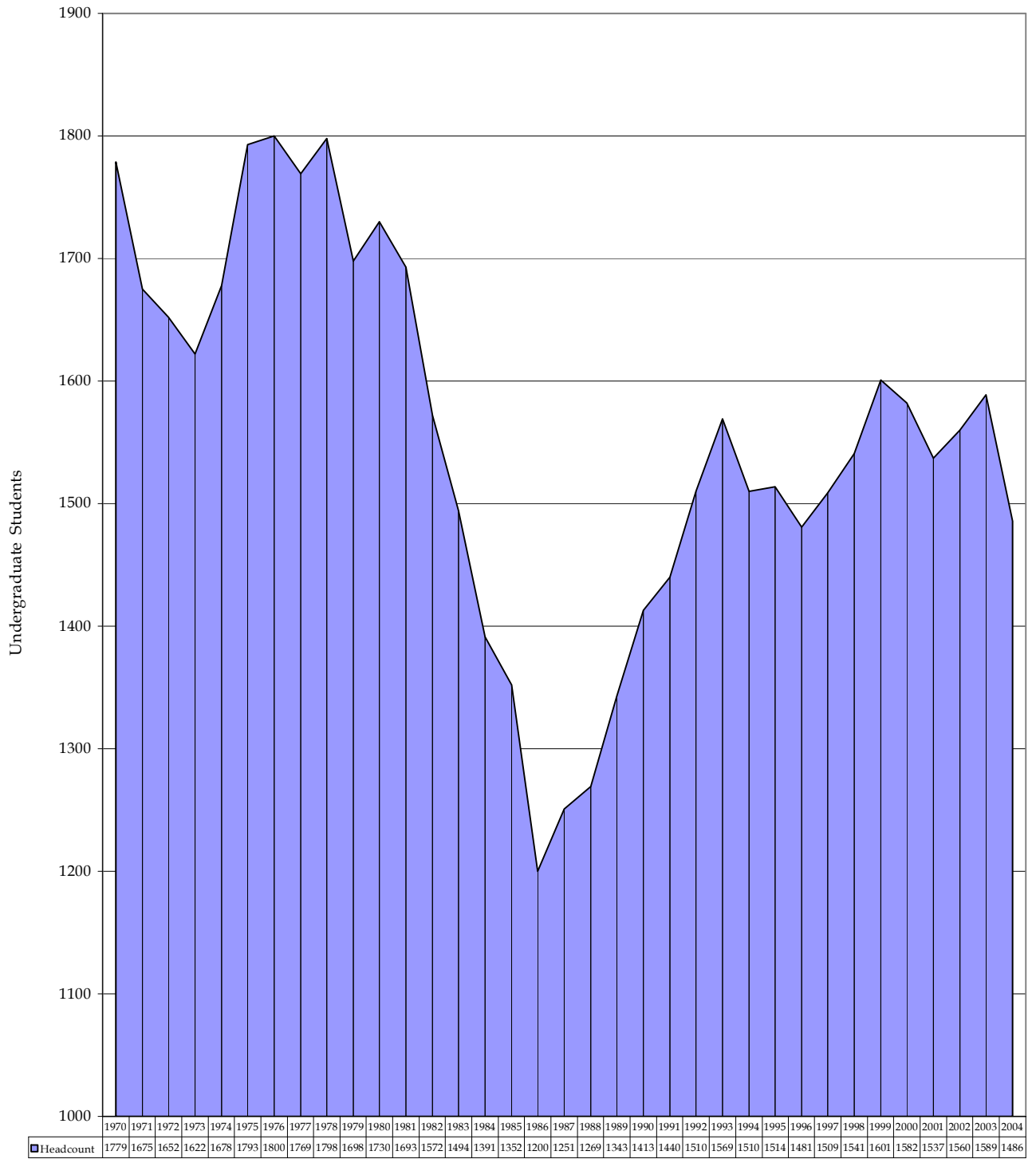
NEW FULL TIME STUDENTS	2000-2001		2001-2002		2002-2003		2003-2004		2004-2005	
	Fall	Spring	Fall	Spring	Fall	Spring	Fall	Spring	Fall	Spring
Fall First Year	415	382	400	365	500	459	458	402	347	320
Spring First Year		7		7		6		5		0
Fall Transfers	37	34	43	36	44	37	43	40	34	30
Spring Transfers		15		12		15		10		10
Fall Visitors	3	3	5		4	6	5	5	6	6
Spring Visitors		1		5		1		0		0
Total	455	442	448	425	548	524	506	462	387	366
RETURNING FULL TIME STUDENTS										
Continuing Students	1020	949	1002	940	964	902	1034	960	1059	965
Fall readmits	13		7		18		13		10	
Spring Readmits		12		12		16		14		7
Total	1033	961	1009	940	982	918	1047	974	1069	972
TRADITIONAL UNDERGRADUATES										
Full-time Enrollment	1488	1403	1457	1365	1530	1442	1553	1437	1456	1338
Part-time Enrollment	51	44	50	40	28	29	29	25	27	39
Total Headcount	1539	1447	1507	1405	1558	1471	1582	1462	1483	1377
FTE	1508	1421	1478	1379	1542	1454	1565	1450	1468	1351
Traditional Undergraduate Average FTE	1465		1428		1498		1508		1410	
ADDITIONAL UNDERGRADUATE PROGRAM										
Distance Learning**										
Full-time	0	0	0	0	0	0	0	0	0	0
Part-time	42	33	30	15	2	7	7	4	3	1
Total Headcount	42	33	30	15	2	7	7	4	3	1
TOTAL UNDERGRADUATE										
Full-time	1488	1403	1457	1365	1530	1442	1553	1437	1456	1338
Part-time	93	77	80	55	30	35	36	29	30	40
Total Headcount	1581	1480	1537	1420	1560	1478	1589	1466	1486	1378
Undergraduate FTE	1521	1431	1488	1385	1543	1457	1567	1452	1470	1351
Average Undergraduate FTE	1476		1436		1500		1509			
MASTERS OF BUSINESS ADMINISTRATION***										
Full-time	22	30	36	38	22	26	22	24	29	32
Part-time	19	20	19	18	12	16	10	14	7	4
Total Headcount	41	50	55	56	34	42	32	38	36	36
FTE	32	40	46	50	29	34	27	31	34	34
<i>Five Year MBA Program (not included in above MBA figures)#</i>			24	27	18	17	12		18	22
TOTAL HEAD COUNT ENROLLMENT	1622	1530	1592	1476	1594	1520	1621	1504	1522	1414
TOTAL STUDENT BODY SEMESTER FTE	1553	1471	1534	1435	1571	1491	1594	1483	1503	1385
TOTAL STUDENT BODY AVERAGE FTE	1512		1484		1531		1538		1444	

****Distance Education** is an academic extension of West Virginia Wesleyan College, offering college-level courses designed for home study by students not enrolled in a campus based post-secondary program of study. In the Fall 1996 a rolling enrollment style registration was implemented in which a student could register for courses anytime during the year. The number listed here is as of the official date of enrollment for Fall.

***** The MBA Program** redefined full-time status from 9 credit hours to 6 credit hours per semester for Fall 1999. This change will inflate the number of full-time and FTE student compared to previous years. The figure that should be used to compare to prior years is the Head Count Enrollment.

Fall 2001 was the first year for tracking of 5 Year MBA Students. These students will be officially counted in the Undergraduate Headcount and FTE numbers but are also enrolled in one or more masters level courses.

**West Virginia Wesleyan College
Undergraduate Student Headcount
Fall 1970 to Fall 2004**



FALL 2004 ALL STUDENTS ETHNIC AND GENDER BREAKDOWN

Undergraduates

		Nonresident alien	Black non-Hispanic	Am Indian or Alaskan Native	Asian or Pacific Islander	Hispanic	White, non-Hispanic	Biracial	Race/eth. unknown	Total	Gender Percentage
Full Time Undergraduates	Men	26	54	3	5	10	516	0	67	681	46.8%
	Women	17	29	2	9	3	642	0	73	775	53.2%
Full-time	Ethnic Percentages	3.0%	5.7%	0.3%	1.0%	0.9%	79.5%	0.0%	9.6%		
Part Time Undergraduates											
	Men	0	1	0	0	0	6	0	1	8	26.7%
	Women	0	0	0	0	0	17	0	5	22	73.3%
Total Undergraduates											
	Men	26	55	3	5	10	522	0	68	689	46.4%
	Women	17	29	2	9	3	659	0	78	797	53.6%
Undergraduate	Ethnic Percentages	2.9%	5.7%	0.3%	0.9%	0.9%	79.5%	0.0%	9.8%		

Graduate Students

Full Time Graduate Students											
	Men	1	1	0	0	0	14	0	1	17	58.6%
	Women	2	0	0	0	0	9	0	1	12	41.4%
Part-time Graduate Students											
	Men	0	1	0	0	0	3	0	0	4	57.1%
	Women	0	0	0	0	0	3	0	0	3	42.9%
Total Graduate Students											
	Men	1	2	0	0	0	17	0	1	21	58.3%
	Women	2	0	0	0	0	12	0	1	15	41.7%
Total Graduate Students	Ethnic Percentages	8.3%	5.6%	0.0%	0.0%	0.0%	80.6%	0.0%	5.6%		

Grand Total Students

Grand Total Students	Men	27	57	3	5	10	539	0	69	710	46.6%
	Women	19	29	2	9	3	671	0	79	812	53.4%
	Ethnic Percentages	3.0%	5.7%	0.3%	0.9%	0.9%	79.5%	0.0%	9.7%	1522	

STATES AND COUNTRIES

West Virginia Wesleyan College has a commitment to providing a diverse environment for student to both learn in and live in. Fifty-three percent of Wesleyan's student body are from WV representing 52 out of 55 counties. Forty-four percent of the student body consists of students from 35 other states and three percent are international students from the 17 different countries.

Fall Full-time Undergraduates Ethnic Summary

	1995	1996	1997	1998	1999	2000	2001	2002	2003	2004
% of Full-time Undergraduates										
Minority*	7.4%	7.3%	9.7%	9.2%	7.7%	7.3%	8.0%	7.3%	7.1%	7.9%
International**	3.9%	4.7%	4.9%	4.5%	4.3%	4.0%	3.8%	3.1%	3.0%	3.0%
White/Non-Hispanic	88.5%	87.7%	85.0%	86.1%	87.4%	88.7%	87.9%	89.5%	81.5%	79.5%
Unknown	0.3%	0.4%	0.3%	0.3%	0.6%	0.0%	0.3%	0.0%	8.4%	9.6%

* Minority students include: Black Non-Hispanic, Am. Indian or Alaskan, Asian or Pacific

** International students include: students with the ethnic code of Nonresident Alien

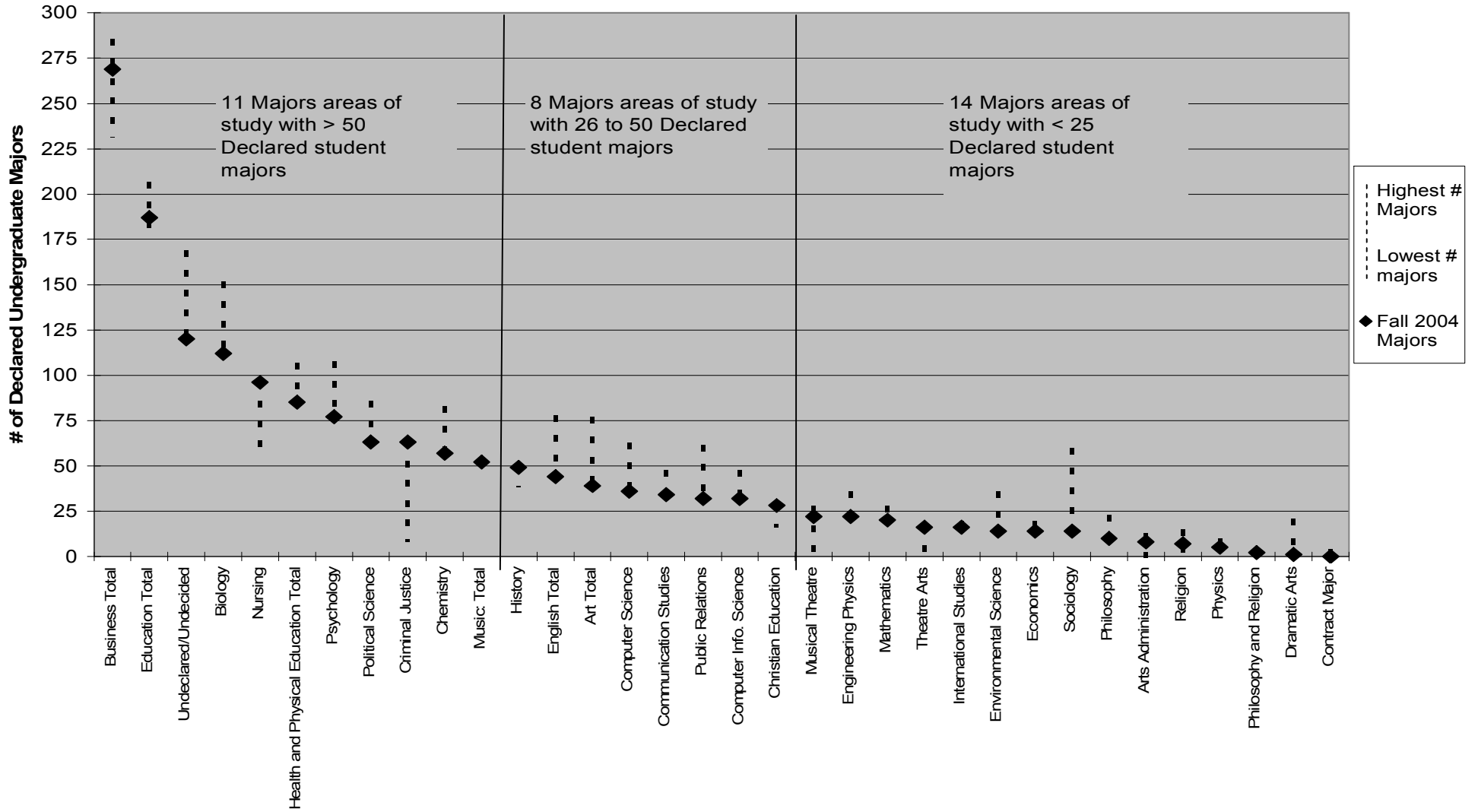
Fall Full-time Undergraduates Gender Summary

	1995	1996	1997	1998	1999	2000	2001	2002	2003	2004
% of Full-time Undergraduates										
Male	47.1%	45.7%	45.4%	46.3%	44.1%	43.9%	46.3%	45.3%	44.8%	46.8%
Female	52.9%	54.3%	54.6%	53.7%	55.9%	56.1%	53.7%	54.7%	55.2%	53.2%

**Full-time and Part-time Undergraduates
Declared Academic First and Second Majors
October 2004**

Major	Track	2004				Most Recent 5 Year			
		Majors	2nd Majors	Total Majors	% of Total	Majors	2nd Majors	Total Majors	% of Total
Art Total		39	0	39	2.6%	290	5	295	3.4%
	Education	0		0	0.0%	12	0	12	0.1%
	Graphic Design	28		28	1.7%	207	3	210	2.4%
	Painting/Drawing	4		4	0.2%	26	0	26	0.3%
	Studio	5		5	0.3%	29	2	31	0.4%
	Ceramics	0		0	0.0%	9	0	9	0.1%
	Intermedia	2		2	0.1%	7	0	7	0.1%
Arts Administration		7	1	8	0.5%	22	6	28	0.3%
Biology		110	2	112	6.8%	632	32	664	7.6%
Business Total		261	8	269	16.4%	1221	83	1304	14.9%
	Accounting	45	1	46	2.8%	210	11	221	2.5%
	Finance	10		10	0.6%	25	4	29	0.3%
	Business Admin	91	1	92	5.6%	411	32	443	5.0%
	Management	49	4	53	3.2%	184	20	204	2.3%
	Marketing	54	1	55	3.4%	280	13	293	3.3%
	International Busines	12	1	13	0.8%	62	3	65	0.7%
	5 year MBA			0	0.0%	49	0	49	0.6%
Chemistry		42	15	57	3.5%	209	138	347	4.0%
Christian Education		24	4	28	1.7%	99	15	114	1.3%
Communication Studies		30	4	34	2.1%	176	24	200	2.3%
Computer Info. Science		22	1	23	1.4%	155	22	177	2.0%
Computer Science		35	1	36	2.2%	259	8	267	3.0%
Contract Major				0	0.0%	5	0	5	0.1%
Criminal Justice		53	10	63	3.8%	103	19	122	1.4%
Dramatic Arts		1	0	1	0.1%	32	12	44	0.5%
Economics		10	4	14	0.9%	41	35	76	0.9%
Education Total		177	10	187	11.4%	847	97	944	10.8%
	Elementary	109	3	112	6.8%	585	9	594	6.8%
	Secondary	68	7	75	4.6%	262	88	350	4.0%
Engineering Physics		22	0	22	1.3%	123	6	129	1.5%
English Total		30	14	44	2.7%	230	89	319	3.6%
	English	6	14	20	1.2%	64	63	127	1.4%
	Education			0	0.0%	42	7	49	0.6%
	Literature	6		6	0.4%	44	11	55	0.6%
	Writing	18		18	1.1%	80	8	88	1.0%
Environmental Science		14		14	0.9%	94	8	102	1.2%
Health and Physical Education Total		81	4	85	3.5%	439	29	468	4.1%
	Physical Education	10	2	12	0.7%	111	20	131	1.5%
	Health Promo./Fitne	28		28	1.7%	109	1	110	1.3%
	Athletic Training	43	2	45	2.7%	219	8	227	2.6%
History		36	13	49	3.0%	135	90	225	2.6%
International Studies		11	5	16	1.0%	45	17	62	0.7%
Mathematics		10	10	20	1.2%	50	51	101	1.2%
Music: Total		45	7	52	3.2%	219	24	243	2.8%
	Music	13	6	19	1.2%	106	21	127	1.4%
	Education	32	1	33	2.0%	113	3	116	1.3%
Musical Theatre		20	2	22	1.3%	58	4	62	0.7%
Nursing		96		96	5.9%	386	3	389	4.4%
Philosophy		5	5	10	0.6%	26	28	54	0.6%
Philosophy and Religion		2	0	2	0.1%	5	2	7	0.1%
Physics		4	1	5	0.3%	29	5	34	0.4%
Political Science		49	14	63	3.8%	304	72	376	4.3%
Psychology		73	4	77	4.7%	409	58	467	5.3%
Public Relations		29	3	32	2.0%	220	21	241	2.7%
Religion		4	3	7	0.4%	25	11	36	0.4%
Social Science		0		0	0.0%	0	0	0	0.0%
Sociology		6	8	14	0.9%	102	57	159	1.8%
Theatre Arts		15	1	16	1.0%	41	3	44	0.5%
Undeclared/Undecided		120	0	120	7.3%	673	0	673	7.7%
Total Undergraduate Students		1483	154	1637	100.0%	7705	1074	8779	100.0%

Fall 2004 Declared Undergraduate Majors and 1999 - 2004 Range for Number of Majors



CAMPUS ACTIVITIES & ORGANIZATIONS

ORGANIZATIONS

All Greek Council
Alpha Phi Omega (Community Service)
Amnesty International
Black Student Union
Circle K
C-92 FM Radio
4-H Club
GLASS
International Student Organization
Residence Hall Council
Students for a Free Tibet
The Green Club
Young Democrats
WVWC Dance Company
Wesleyan Ambassadors

SORORITIES

Alpha Delta Pi
Alpha Gamma Delta
Alpha Xi Delta
Zeta Tau Alpha
Panhellenic Council

FRATERNITIES

Chi Phi
Kappa Alpha
Alpha Sigma Phi
Theta Chi
Theta Xi
Interfraternity Council

MUSIC & DRAMA

Concert Band
Concert Chorale
Concentus Vocum
Jazz Ensemble
WVWC Theatre
Wesleyan Singers

CAMPUS ACTIVITIES

BOARD

Club/Concert Committee
Comedy Committee
Cultural Committee
Films Committee
Publicity Committee
Novelty/Recreation Committee

PUBLICATIONS

The Vandalia
Murmurmontis
Pharos
The Wesleyan Business Journal

COMMUNITY COUNCIL

Academic Affairs
Awards & Elections
Class Officers:
Freshman
Sophomore
Junior
Senior
Community Relations
Special Activities
Student Life

CHRISTIAN LIFE COUNCIL

Chapel Choir
Fellowship of Christian Athletes
Intersarsity Christian Fellowship
Loveshine
Peace with Justice Committee
Wesley Fellowship

HONORARIES & DEPARTMENTALS

Alpha Lambda Delta	Omicron Delta Kappa (Leadership)
Alpha Psi Omega (Dramatic Arts)	Phi Kappa Phi (Junior/Senior Honorary)
American Marketing Association	Philosophy Club
Beta Beta Beta (Biology)	Phi Sigma Tau (Philosophy)
Benzene Ring (Chemistry)	Phi Mu Alpha Sinfonia
Delta Mu Delta (Business)	Public Relations Club
Economics Club	Psi Chi (Psychology)
Engineering/Physics Club	Sigma Alpha Iota (Women's Music)
Hallam Mathematics Honorary	Sigma Tau Delta (English)
Kappa Delta Pi (Education)	Sigma Theta Epsilon (Men's Service)
Kappa Phi (Women's Service)	Sigma Theta Tau (Nursing)
Kappa Pi (Art)	Sociology Club
Lambda Pi Eta (Communication)	Student National Education Assoc. (SNEA)
Mortar Board	Student Nurses of Wesleyan (SNOW)
Omicron Delta Epsilon (Economics)	

**West Virginia Wesleyan College
All Student Athletes
by Scholarship Status**

Sports	All Student Fall 2004				All Student Fall 2003				All Student Fall 2002			
	Number of Student Athletes	Scholarship Student Athletes	Walk on Student Athletes	% Scholarship	Number of Student Athletes	Scholarship Student Athletes	Walk on Student Athletes	% Scholarship	Number of Student Athletes	Scholarship Student Athletes	Walk on Student Athletes	% Scholarship
Men's Programs												
Baseball	34	23	11	68%	30	18	12	60%	29	20	9	69%
M. Basketball	16	15	1	94%	11	10	1	91%	18	12	6	67%
M. Cross Country and Track	33	26	7	79%	26	23	3	88%	27	15	12	56%
Football	88	69	19	78%	88	61	27	69%	84	54	30	64%
Golf	8	6	2	75%	9	7	2	78%	11	8	3	73%
M. Soccer	35	22	13	63%	33	18	15	55%	33	18	15	55%
M. Swimming	12	11	1	92%	11	9	2	82%	10	9	1	90%
M. Tennis	7	5	2	71%	12	10	2	83%	11	10	1	91%
Totals	233	177	56	76%	220	156	64	71%	223	146	77	65%
Women's Programs												
W. Basketball	12	12	0	100%	16	14	2	88%	11	11	0	100%
W. Cross Country and Track	37	28	9	76%	33	20	13	61%	29	14	15	48%
W. Soccer	23	13	10	57%	27	16	11	59%	22	13	9	59%
Softball	22	18	4	82%	18	13	5	72%	20	14	6	70%
W. Swimming	9	9	0	100%	11	10	1	91%	9	9	0	100%
W. Tennis	8	5	3	63%	7	5	2	71%	8	7	1	88%
Volleyball	12	11	1	92%	13	12	1	92%	12	10	2	83%
Totals	123	96	27	78%	125	90	35	72%	100	67	33	67%
All Student Athlete Totals	356	273	83	77%	345	246	99	71%	323	213	110	66%
% of Total Students	24.5%	18.8%	5.7%		22.2%	15.8%	6.4%		21.1%	13.9%	7.2%	
# Total FT Students	1456				1553				1530			

* This number does not include those athlete who also participated in another sport during the year.

Compiled by the Office of Institutional Research

Source: WWC Squad Lists as provided by the Financial Aid Office.

West Virginia Wesleyan College
Fall to Fall
Institutional Yearly Retention Rate
First-Time Full-time Freshmen

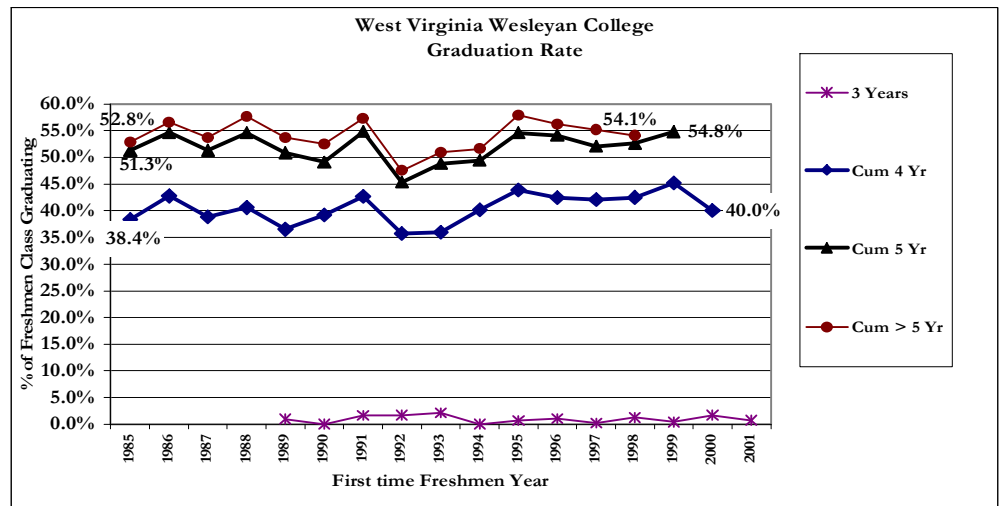
Fall to Fall Year of Retention	Fall 94 to Fall 95	Fall 95 to Fall 96	Fall 96 to Fall 97	Fall 97 to Fall 98	Fall 98 to Fall 99	Fall 99 to Fall 00	Fall 00 to Fall 01	Fall 01 to Fall 02	Fall 02 to Fall 03	Fall 03 to Fall 04	Most Recent 3 year Ave.
Freshmen to Sophomore (Year 1)	71.2%	77.5%	72.0%	76.7%	78.0%	73.5%	73.7%	75.8%	80.8%	72.4%	76.5%
Sophomore to Junior (Year 2)	81.3%	79.9%	82.1%	84.2%	81.5%	80.8%	83.2%	86.0%	81.8%	82.4%	83.3%
Junior to Senior (Year 3)	90.9%	91.3%	92.7%	92.7%	91.3%	92.7%	91.3%	95.5%	92.4%	95.6%	94.5%
Yearly Retention Rate	52.6%	56.6%	54.7%	59.8%	58.0%	55.0%	56.0%	62.2%	61.1%	57.1%	60.2%

* These numbers only reflect retention for students who originally entered WVWC as First-time Full-time Freshmen

West Virginia Wesleyan College First-time Full-time Freshmen Retention and Graduation Rates 1985 to Present

First-Time Full-time Freshmen and Year Entering College		Returning for:								Graduating in:				Total	Total Grads %
		Year 2	%	Year 3	%	Year 4	%	Year 5	Year 6	3 yrs or less	4 yrs	5 yrs	> 5		
1985	388	268	69.1%	231	59.5%	213	54.9%	0	6	0	149	50	6	205	52.8%
1986	311	226	72.7%	183	58.8%	181	58.2%	32	0	0	133	37	6	176	56.6%
1987	335	241	71.9%	203	60.6%	187	55.8%	37	0	0	130	42	8	180	53.7%
1988	357	262	73.4%	229	64.1%	220	61.6%	50	5	0	145	50	11	206	57.7%
1989	411	319	77.6%	242	58.9%	233	56.7%	52	1	4	146	59	12	221	53.8%
1990	411	312	75.9%	237	57.7%	229	55.7%	39	2	0	161	41	14	216	52.6%
1991	363	273	75.2%	230	63.4%	207	57.0%	41	1	6	149	44	9	208	57.3%
1992	467	325	69.6%	252	54.0%	227	48.6%	51	8	8	159	45	10	222	47.5%
1993	475	332	69.9%	277	58.3%	244	51.4%	58	8	10	161	61	10	242	50.9%
1994	455	324	71.2%	263	57.8%	240	52.7%	48	5	0	183	42	10	235	51.6%
1995	454	352	77.5%	289	63.7%	268	59.0%	59	4	3	196	49	15	263	57.9%
1996	377	272	72.1%	229	60.7%	209	55.4%	35	3	4	156	44	8	212	56.2%
1997	480	368	76.7%	300	62.5%	277	57.7%	54	8	1	201	48	15	265	55.2%
1998	473	369	78.0%	300	63.4%	267	56.4%	50	9	6	195	48	7	256	54.1%
1999	471	348	73.9%	288	61.1%	276	58.6%	47	3	2	211	45			
2000	415	306	73.7%	264	63.6%	244	58.8%	63		7	159				
2001	400	303	75.8%	248	62.0%	235	58.8%			3					
2002	500	404	80.8%	333	66.6%										
2003	457	331	72.4%												
Recent 5 Yr Average	449	338	75.4%	287	63.4%	260	58.0%	50	5	4	184	47	11	246	55.0%

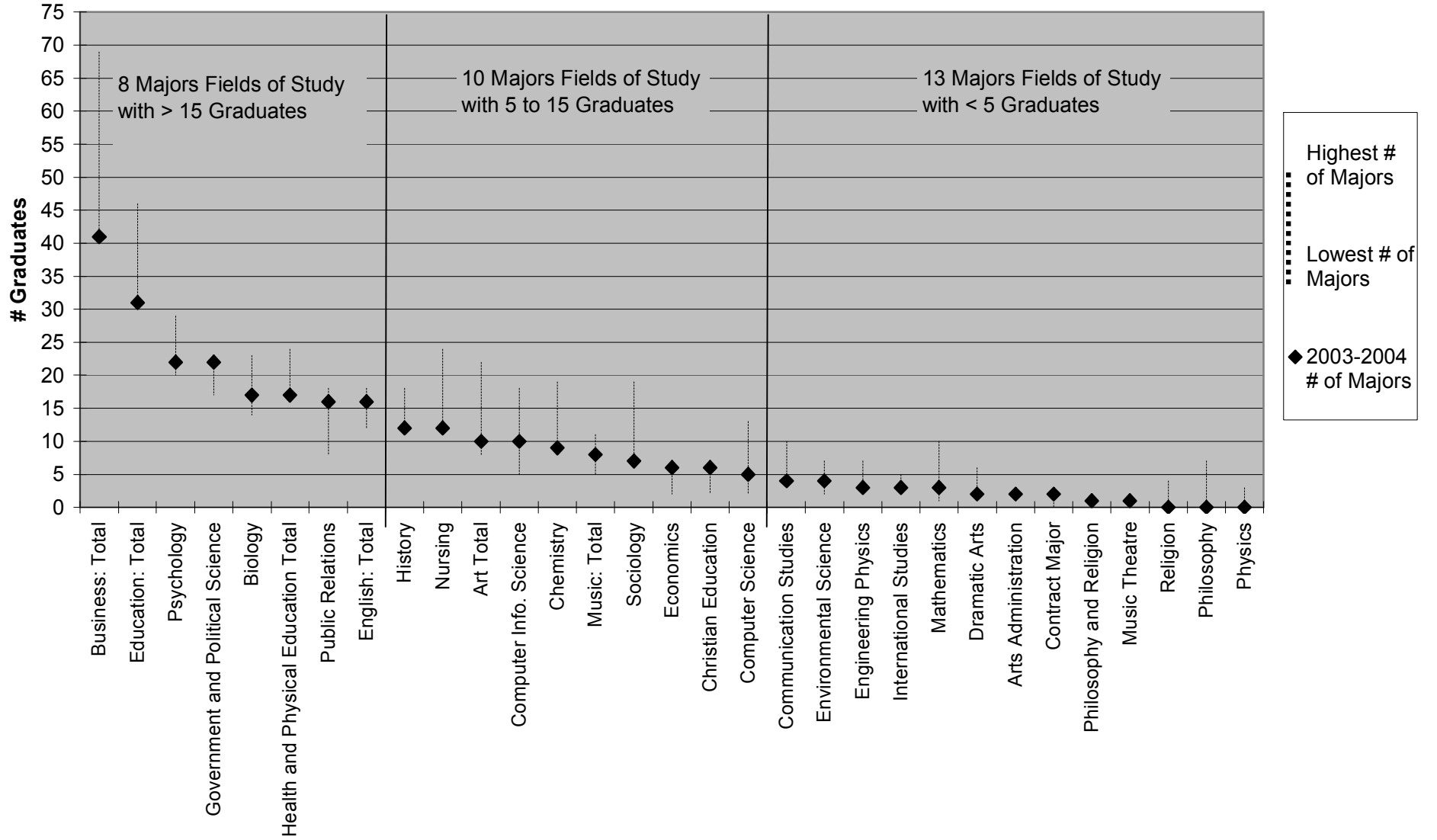
First Time Freshmen Year	Graduation Rates					
	3 Years	Cum 4 Yr	5 years	Cum 5 Yr	> 5	Cum > 5 Yr
1985	0.0%	38.4%	12.9%	51.3%	1.5%	52.8%
1986	0.0%	42.8%	11.9%	54.7%	1.9%	56.6%
1987	0.0%	38.8%	12.5%	51.3%	2.4%	53.7%
1988	0.0%	40.6%	14.0%	54.6%	3.1%	57.7%
1989	1.0%	36.5%	14.4%	50.9%	2.9%	53.8%
1990	0.0%	39.2%	10.0%	49.1%	3.4%	52.6%
1991	1.7%	42.7%	12.1%	54.8%	2.5%	57.3%
1992	1.7%	35.8%	9.6%	45.4%	2.1%	47.5%
1993	2.1%	36.0%	12.8%	48.8%	2.1%	50.9%
1994	0.0%	40.2%	9.2%	49.5%	2.2%	51.6%
1995	0.7%	43.8%	10.8%	54.6%	3.3%	57.9%
1996	1.1%	42.4%	11.7%	54.1%	2.1%	56.2%
1997	0.2%	42.1%	10.0%	52.1%	3.1%	55.2%
1998	1.3%	42.5%	10.1%	52.6%	1.5%	54.1%
1999	0.4%	45.2%	9.6%	54.8%		
2000	1.7%	40.0%				
2001	0.8%					
Recent 5 Yr Average	0.8%	42.5%	10.4%	53.6%	2.5%	55.0%



Degrees Awarded By Major Field of Study 2003-2004

		2004 June 1, 2003 through May 31, 2004				5 year Total June 1, 1999 through May 31, 2004			
Major	Division	Majors	Second or third Majors	Total Majors	% of All	Majors	Second or third Majors	Total Majors	% of All
Art Total		10	0	10	3.4%	74	0	73	4.3%
	Education			0	0.0%	2	0	2	
	Graphic Design	7		7	2.4%	47	0	47	
	Painting/Drawing	3		3	1.0%	16	0	16	
	Studio			0	0.0%	1	0	1	
	Ceramics			0	0.0%	5	0	5	
	Intermedia			0	0.0%	3	0	3	
Art Administration			2	2	0.7%	1	2	3	
Biology		17		17	5.8%	89	2	91	5.4%
Business: Total		39	2	41	14.0%	231	13	244	14.5%
	Accounting	7		7	2.4%	39	0	39	
	Finance	1		1	0.3%	2	3	5	
	Business Administration	9		9	3.1%	78	6	84	
	International Business	2	1	3	1.0%	8	1	9	
	Management	5	1	6	2.1%	30	3	33	
	Marketing	15		15	5.1%	74	0	74	
	Mgt. Info. Systems			0	0.0%	0	0	0	
Chemistry		4	5	9	3.1%	43	27	70	4.2%
Christian Education		6		6	2.1%	15	3	18	1.1%
Communication Studies		4		4	1.4%	28	3	31	1.8%
Computer Info. Science		10		10	3.4%	43	9	52	3.1%
Computer Science		5		5	1.7%	31	3	34	2.0%
Contract Major		2		2	0.7%	7	1	8	0.5%
Dramatic/Theatre Arts		2		2	0.7%	12	3	15	0.9%
Economics		1	5	6	2.1%	9	15	24	1.4%
Education: Total		29	2	31	10.6%	154	29	183	10.9%
	Elementary	19		19	6.5%	122	1	123	
	Secondary	10	2	12	4.1%	32	28	60	
Engineering Physics		3		3	1.0%	24	3	27	1.6%
English: Total		9	7	16	5.5%	53	22	75	4.5%
	Education			0	0.0%	0	0	0	
	Literature	3		3	1.0%	19	10	29	
	Writing	6		6	2.1%	30	5	35	
Environmental Science		4		4	1.4%	21	2	23	1.4%
Government and Political Science		17	5	22	7.5%	70	25	95	5.7%
Health and Physical Education Total		13	4	17	5.8%	89	8	97	5.8%
	Physical Education:	5	4	9	3.1%	30	8	38	
	Health Promo./Fitness	3		3	1.0%	25	0	25	
	Sports Medicine/Athletic Training	5		5	1.7%	34	0	34	2.0%
History		5	7	12	4.1%	46	23	69	4.1%
International Studies		2	1	3	1.0%	13	2	15	0.9%
Mathematics		2	1	3	1.0%	16	7	23	1.4%
Music: Total		8	0	8	2.7%	36	2	38	2.3%
	Music:	8		8	2.7%	28	2	30	
	Education			0	0.0%	8	0	8	
Music Theatre		1		1	0.3%	1	1	2	0.1%
Nursing		12		12	4.1%	77	0	77	4.6%
Philosophy		0		0	0.0%	9	11	20	1.2%
Philosophy and Religion		1		1	0.3%	2	0	2	0.1%
Physics		0		0	0.0%	4	2	6	0.4%
Psychology		21	1	22	7.5%	104	16	120	7.1%
Public Relations		15	1	16	5.5%	63	4	67	4.0%
Religion				0	0.0%	5	2	7	0.4%
Sociology		5	2	7	2.4%	50	20	70	4.2%
				0	0.0%	0	0	0	
Undeclared/Undecided				0	0.0%	0	0	0	0.0%
				0	0.0%	0	0	0	
Total Undergraduate Student Majors		247	45	292		1422	261	1679	100%
Number of Students with two or more Majors				45	18.2%	0	0	261	18.4%
Number Undergraduate Degrees Awarded				247		0	0	1422	
						0	0	0	
5 year Undergraduate/MBA		2		2 Broken into specialties above		27	0	2 Broken into specialties above	
MBA		8	Includes 5 year	8		89		89	

2003-04 Graduating Degrees by Major Field of Study with 2000 - 2004 Minimum to Maximum Range



Faculty and Staff

West Virginia Wesleyan College

2004-2005
Fall Semester

Profile of Full-Time Teaching Faculty

Title	Number	%	Tenured	%	Doctorate	Terminal			9 Mo.	9 Mo.	% Change from
						Degree	%	Salary Ave. 2003-04	Salary Ave. 2004-05	03-04 to 04-05	
Professors	24		23	96%	21	88%	22	92%	\$52,818	\$53,600	1.48%
Men	17	71%	16	94%	15	88%	16	94%	\$54,231	\$55,124	1.65%
Women	7	29%	7	100%	6	86%	6	86%	\$48,781	\$49,900	2.29%
Associate Professor	35		27	77%	24	69%	29	83%	\$45,034	\$45,713	1.51%
Men	18	51%	16	89%	12	67%	14	78%	\$48,588	\$48,737	0.31%
Women	17	49%	11	65%	12	71%	15	88%	\$41,259	\$42,512	3.04%
Assistant Professors	21		1	5%	11	52%	13	62%	\$37,009	\$36,474	-1.45%
Men	12	57%	0	0%	7	58%	8	67%	\$36,371	\$36,624	0.70%
Women	9	43%	1	11%	4	44%	5	56%	\$37,860	\$36,273	-4.19%
Instructors	3		0	0%	0	0%	0	0%	\$34,217	\$36,167	5.70%
Men	1	33%	0	0%	0	0%	0	0%	\$34,000	\$35,700	5.00%
Women	2	67%	0	0%	0	0%	0	0%	\$34,434	\$36,400	5.71%
Total	83		51	61%	56	67%	64	77%	\$45,015	\$45,311	0.66%
Total Men	48	58%	32	67%	34	71%	38	79%	\$47,354	\$47,699	0.73%
Total Women	35	42%	19	54%	22	63%	26	74%	\$41,506	\$42,036	1.28%

Faculty Counts as defined by AAUP/IPEDS

Of the 19 faculty not holding doctorates, all are qualified at the Master's or equivalent professional level.

Faculty Census Head Count		
Full-Time	Part-Time	Total
83	71	154

This count does not include SASS staff or instructors of developmental courses.

Faculty Full-Time Equivalent

1998	1999	2000	2001	2002	2003	2004
106.8	107.0	103.9	98.23	99.73	106.0	106.7

Faculty FTE = Semester Faculty Load Hours Divided by 12. This does include load hours for all instructors of traditional undergraduate courses.

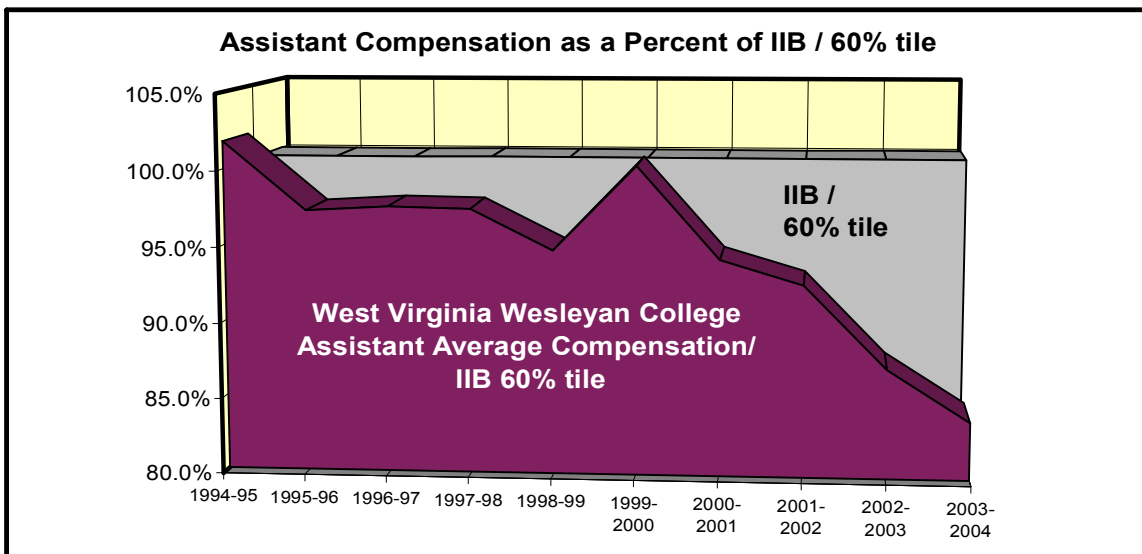
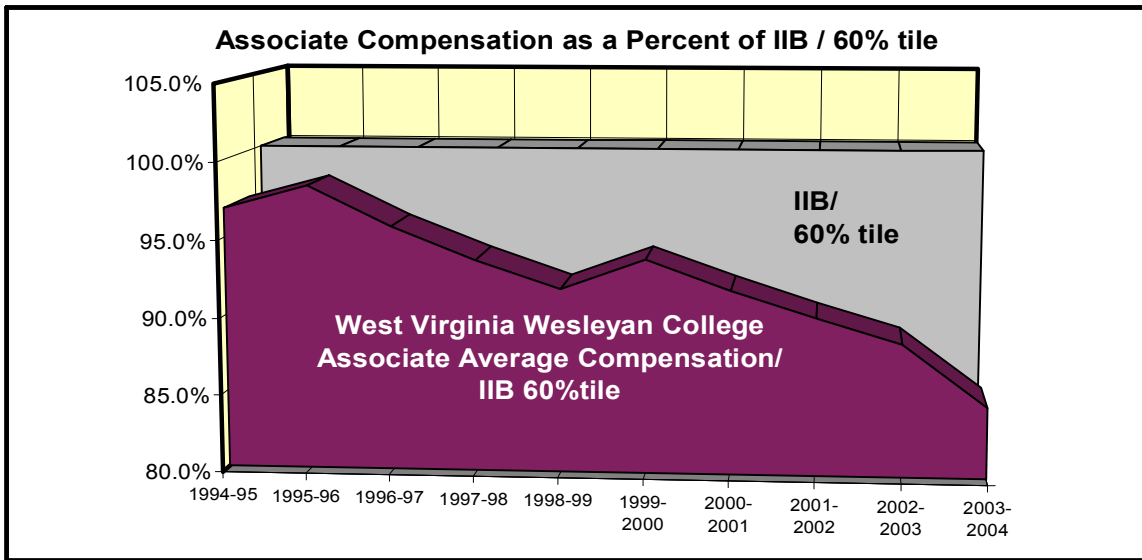
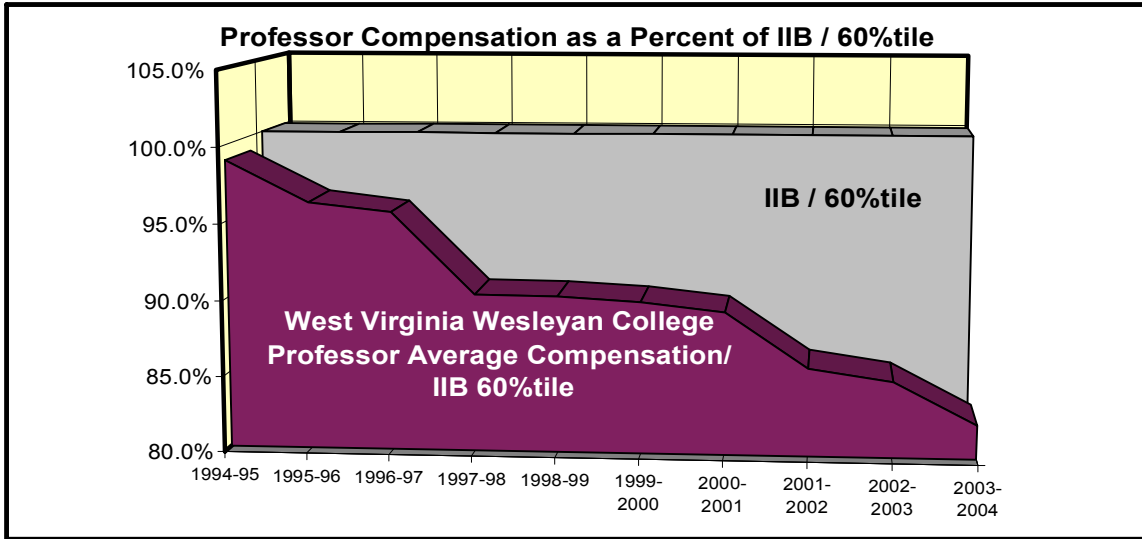
Student Faculty Ratio

1998	1999	2000	2001	2002	2003	2004
14.4:1	14.6:1	13.7:1	14.4:1	14.9:1	14.8:1	13.8:1

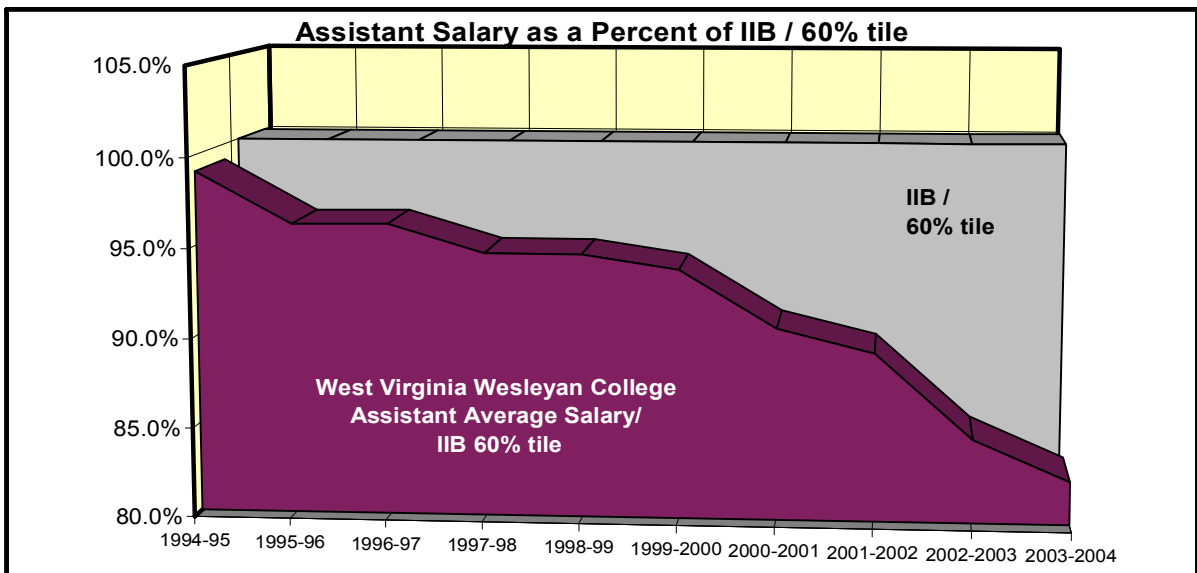
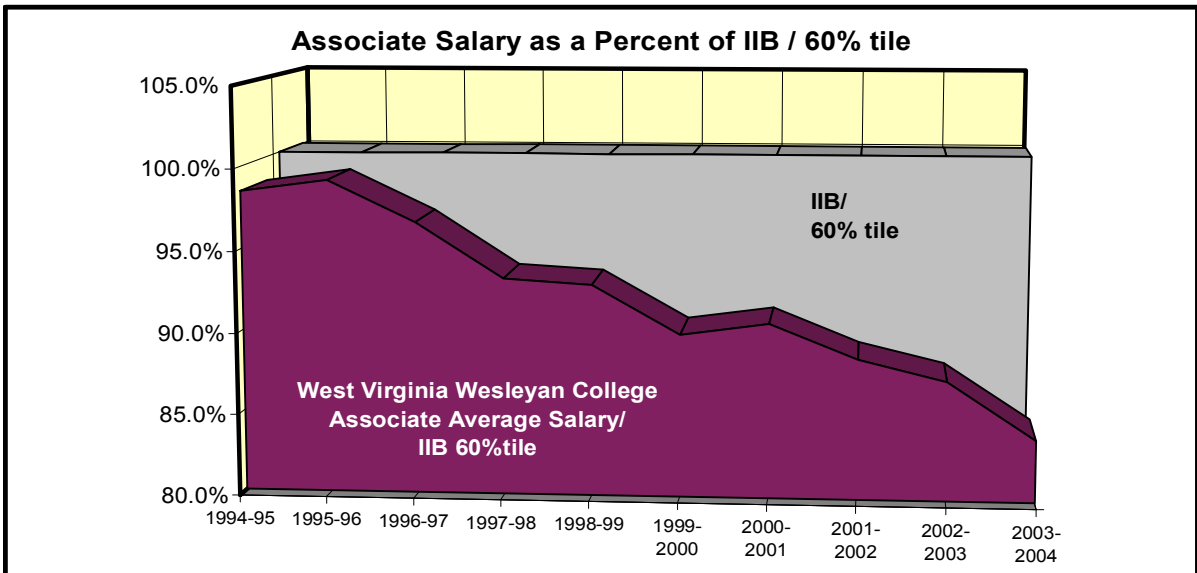
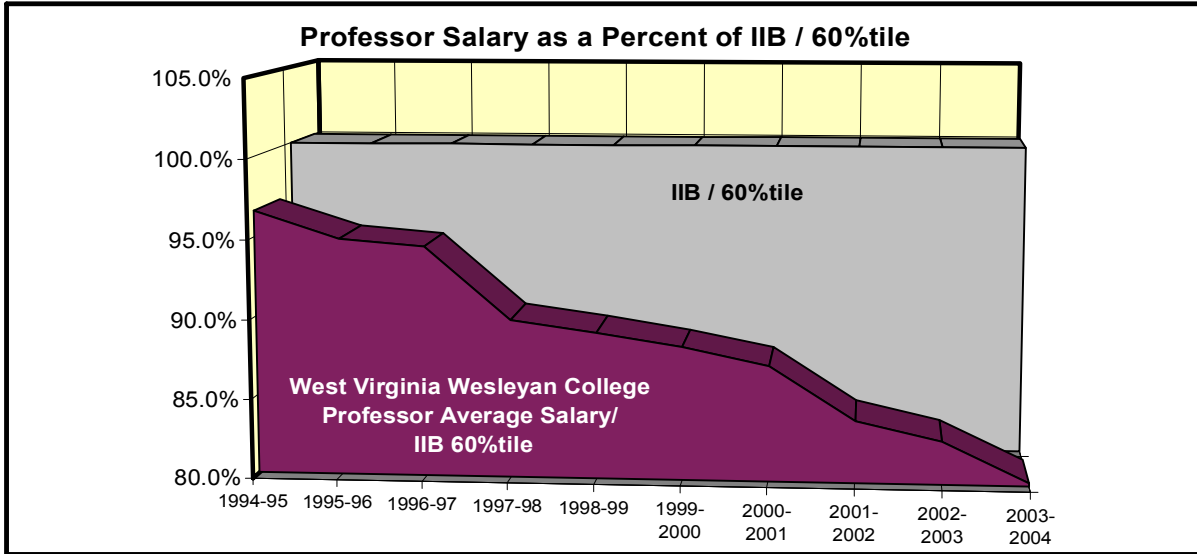
(Fall 2004 FTE traditional undergraduates=1468)

Student - Faculty Ratio = ((Total Traditional Undergraduate FTE)/Faculty FTE).

West Virginia Wesleyan College Faculty Compensation as a Percent of IIB 60%tile



West Virginia Wesleyan College Faculty Salary as a Percent of IIB 60%tile



West Virginia Wesleyan College Employment in All Departments Summary Pages

		Oct 31 2003				Oct 31 2003	
		Full-time	Part-time			Full-time	Part-time
Academic Departments				Academic Departments			
Art	Instruction	3	3	Psychology	Instruction	4	1
	Academic Support	0	0		Academic Support	0	0
Music	Instruction	6	13	Sociology	Instruction	3	2
	Academic Support	0	0		Academic Support	0	0
English	Instruction	10	2	Business/Economics	Instruction	9.5	2
	Academic Support	0	0		Academic Support	0	0
Modern Language	Instruction	1	1	Education	Instruction	5	1
	Academic Support	0	0		Academic Support	1	0
Communication	Instruction	5	0	Student Academic Support Services		4	3
	Academic Support	0	0	Lindamood Bell		2	3
Theatre Arts	Instruction	4	1	Health/ Physical Education			
	Academic Support	0	0	Instruction	5	8	
Philosophy	Instruction	2	0	Academic Support	0	0	
	Academic Support	0	0	ESL			
Religion	Instruction	2	1	Instruction	0.5	2	
	Academic Support	0	0	Academic Support	0	0	
Christian Education	Instruction	2	1	Writing Center			
	Academic Support	0	0	Instruction	0.5	0	
Biology	Instruction	1	1	Academic Support	0	0	
	Academic Support	0	0	MBA(in addition to Business)			
Chemistry	Instruction	5.5	2	Instruction	0	5	
	Academic Support	1	0	Academic Support	0	0	
Math / Computer Science	Instruction	3	0	Environmental Institute			
	Academic Support	1	0	Instruction	0	0	
Engineering/ Physics	Instruction	5	2	Academic Support	0	1	
	Academic Support	0	0	Academic Department Totals			
Nursing	Instruction	3	0	Instruction	91	57	
	Academic Support	1	0	Academic Support	8	5	
History / Political Science	Instruction	7	3	Total Positions		99	62
	Academic Support	0	0				

West Virginia Wesleyan College

Employment in All Departments

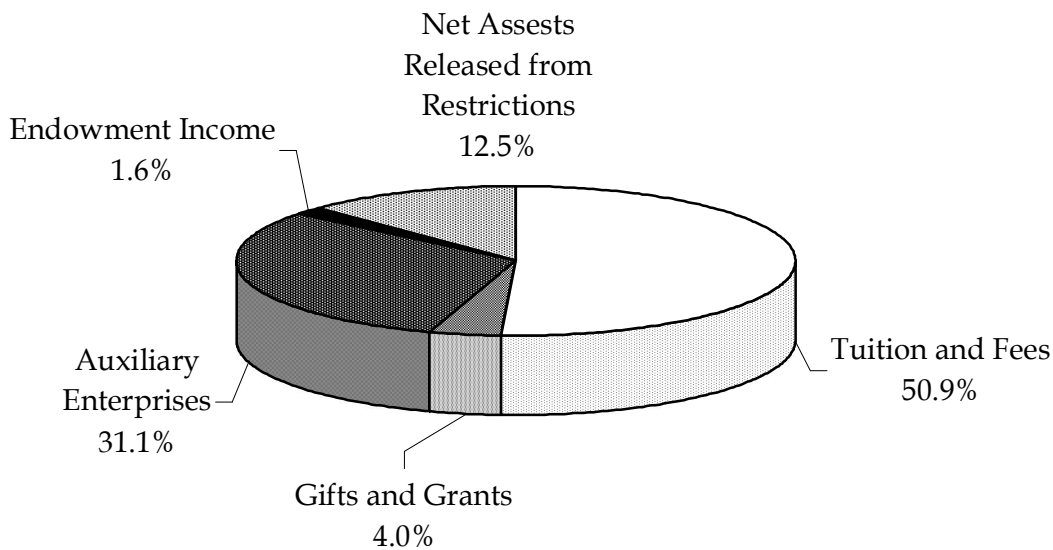
Summary Pages

	Oct 31 2003			Oct 31 2003	
	Full-time	Part-time		Full-time	Part-time
Administrative Department			Administrative Department		
Acad. & Career Counseling	4	0	Planned Giving	2	0
Admission	15	0	Post Office	2	1
Alumni	2	0	President	2	0
Annual Giving/Capital Campaign	4	0	Purchasing and Service Center	4	0
Athletic Training	2	0	Radio-WVWC-FM	0	0
Athletics	2	1	Recycling Coordinator	0	1
Audio Visual Dept.	1	0	Registrar	2	0
Baseball	1	1	Security	5	4
Business	3	0	Sleeth Gallery	0	1
Campaign	1	1	Softball	1	1
Campus Center	0	0	Sports Information	0	2
Cheerleading	0	0	Student Programming	1	0
College Advancement	3	1	Student Volunteer Programs	1	0
College Communication	4	0	Sunny Bucks	0	0
College Legal Counsel	0.5	0	Swimming	1	1
Comptroller	1	1	Track	0.5	0
Computing Services	9	0	Volleyball	0	3
Counseling	2	1	VP Academic Affairs	3	0
Cross Country	0.5	0	W. Basketball	1	2
Dean of Students	2	0	W. Soccer	1	1
Dean of the Chapel	2	1	W. Tennis	0	2
Financial Planning	4	0			
Football	3	2	Total Administration	116	37
Golf	0	1			
Greek Affairs Coordinator	0.25	0	Total College Positions	215	99
Health Center	0	1			
Housing / Dormitories	5	1			
Institutional Research	1	0			
Intercultural Relations	1	0			
Intramural	0.5	0			
Lacrosse	0.25	0			
Library	8	1			
M. Basketball	2	0			
Men's Soccer	1	1			
Men's Tennis	0	2			
Murmurmontis/Pharos	0	1			
Office of Finance	2	0			
Outdoor Recreation	0.5	1			
Personnel	2	0			

Finances

West Virginia Wesleyan College Unrestricted Revenues and Gains

Unrestricted Revenues and Gains FY 2004



(Revenues in Thousand Dollars)

	<u>FY 2000</u>	<u>FY 2001*</u>	<u>FY 2002</u>	<u>FY 2003</u>	<u>FY 2004</u>
Tuition and Fees	\$ 11,958	\$ 13,143	\$ 12,520	\$ 13,109	\$ 13,655
Gifts and Grants	\$ 2,309	\$ 1,169	\$ 1,624	\$ 1,461	\$ 1,065
Auxiliary Enterprises	\$ 6,874	\$ 7,354	\$ 6,491	\$ 7,569	\$ 8,435
Investment Income	\$ 612	\$ 217	\$ (449)	\$ (220)	\$ 424
Net Assets Released from Restrict	\$ 3,047	\$ 942	\$ 2,911	\$ 2,893	\$ 3,356
Total Current Funds Revenues	\$ 24,800	\$ 22,824	\$ 23,096	\$ 24,812	\$ 26,935
Fall FTE Enrollment	1589	1553	1534	1571	1594

Tuition and Required Fees

Peer and Competitive Institutions By 2004-2005 Tuition and Fees

Private Institutions

2002-2003 Position	2004-2005 Position	State	Name	2004-2005		
				2004-2005 Undergraduate Tuition and Fees	2004-2005 Room and Board	2004-2005 Direct Costs
1	1	PA	Albright College	\$ 24,580	\$ 7,510	\$ 32,090
2	2	PA	Washington & Jefferson College*	\$ 24,620	\$ 6,710	\$ 31,330
5	3	PA	Lycoming College	\$ 22,791	\$ 6,242	\$ 29,033
3	4	VA	Roanoke College*	\$ 22,109	\$ 6,912	\$ 29,021
7	5	VA	Lynchburg College*	\$ 23,065	\$ 5,600	\$ 28,665
6	6	PA	Duquesne University*	\$ 20,360	\$ 7,820	\$ 28,180
4	7	OH	Marietta College*	\$ 21,730	\$ 6,186	\$ 27,916
8	8	PA	Westminster College*	\$ 21,470	\$ 6,360	\$ 27,830
9	9	OH	Otterbein College	\$ 21,342	\$ 6,189	\$ 27,531
11	10	VA	Virginia Wesleyan College	\$ 20,448	\$ 6,600	\$ 27,048
14	11	WV	University of Charleston*	\$ 19,800	\$ 7,200	\$ 27,000
12	12	WV	Wheeling Jesuit University*	\$ 20,310	\$ 6,300	\$ 26,610
10	13	WV	West Virginia Wesleyan College	\$ 20,450	\$ 5,200	\$ 25,650
13	14	OH	Mount Union College	\$ 18,810	\$ 5,630	\$ 24,440
15	15	NC	Elon College*	\$ 17,555	\$ 6,010	\$ 23,565
16	16	NC	High Point University*	\$ 15,700	\$ 6,780	\$ 22,480
17	17	NC	Wingate College*	\$ 16,000	\$ 6,200	\$ 22,200
19	18	OH	Muskingum College	\$ 15,470	\$ 6,200	\$ 21,670
18	19	WV	Davis & Elkins College*	\$ 15,665	\$ 5,985	\$ 21,650
20	20	WV	Bethany College*	\$ 14,022	\$ 6,668	\$ 20,690
21	21	PA	Waynesburg College	\$ 14,540	\$ 5,800	\$ 20,340
22	22	PA	Grove City College*	\$ 9,952	\$ 5,094	\$ 15,046
			Average	\$ 19,127	\$ 6,327	\$ 25,454
			Minimum	\$ 9,952	\$ 5,094	\$ 15,046
			Maximum	\$ 24,620	\$ 7,820	\$ 32,090
			Median	\$ 20,335	\$ 6,221	\$ 26,805

West Virginia Wesleyan College

Private Gift Support by Purpose and Source

Total Endowment

	Market Value of Endowment	Endowment per Student FTE
1999-2000	\$33,104,772	\$ 20,834
2000-2001	\$35,028,000	\$ 22,555
2001-2002	\$35,049,839	\$ 22,849
2002-2003	\$35,549,886	\$ 22,629
2003-2004	\$37,095,149	\$ 23,272

Total Private Support by Purpose:

(In Thousand Dollars)

Year	Current Operations	Capital	Deferred Giving#	Total
1999-2000	\$ 1,684	\$ 1,996	\$ 398	\$ 4,078
2000-2001	\$ 1,661	\$ 2,809	\$ 644	\$ 5,114
2001-2002	\$ 1,628	\$ 4,304	\$ 110	\$ 6,042
2002-2003	\$ 1,817	\$ 1,228	\$ 876	\$ 3,921
2003-2004	\$ 1,537	\$ 2,069	\$ -	\$ 3,606

Private Gift Support by Source and Group:

(In Thousand Dollars)

Year	Alumni	Non-Alumni	Corporate	Foundations	Other
1999-2000	\$ 2,570	\$ 633	\$ 151	\$ 583	\$ 142
2000-2001	\$ 1,932	\$ 2,138	\$ 112	\$ 730	\$ 202
2001-2002	\$ 1,535	\$ 3,290	\$ 107	\$ 602	\$ 509
2002-2003	\$ 1,806	\$ 1,098	\$ 68	\$ 613	\$ 338
2003-2004	\$ 1,804	\$ 828	\$ 101	\$ 603	\$ 269

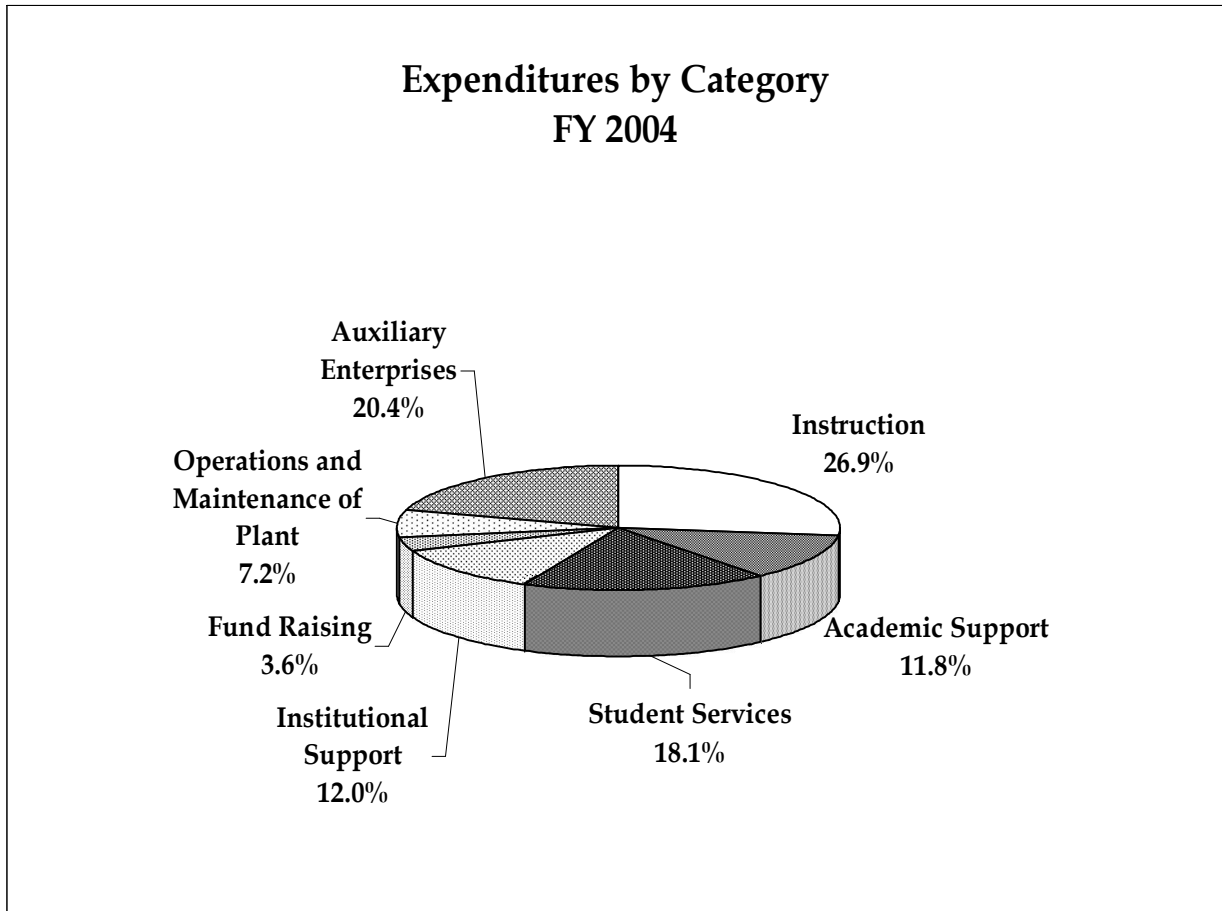
Support Through Annual Giving (Restricted and Unrestricted):

Year	Number Alumni	Number Alumni Solicited	Number Alumni Donors	% Alumni Participation
1999-2000	17,323	12,396	2,567	21%
2000-2001	13,578	12,653	2,219	18%
2001-2002	13,914	12,981	2,547	20%
2002-2003	13,939	12,981	2,496	19%
2003-2004	14,079	13,220	3,099	23%

New category added to the report in the 1999-2000 year.

Source: West Virginia Wesleyan VSE Reports

West Virginia Wesleyan College Expenditure by Category



(Expenditures in Thousand Dollars)

	<u>FY 2000</u>	<u>FY 2001*</u>	<u>FY 2002</u>	<u>FY 2003</u>	<u>FY 2004</u>
Instruction	\$ 9,452	\$ 8,717	\$ 7,119	\$ 6,923	\$ 7,055
Academic Support	\$ 1,596	\$ 4,568	\$ 3,267	\$ 3,040	\$ 3,103
Student Services	\$ 5,275	\$ 4,923	\$ 5,130	\$ 4,761	\$ 4,746
Institutional Support	\$ 2,574	\$ 2,711	\$ 2,559	\$ 3,108	\$ 3,141
Fund Raising	\$ 1,135	\$ 1,589	\$ 1,334	\$ 1,043	\$ 942
Operations and Maintenance of Plant	\$ 1,667	\$ 1,825	\$ 1,681	\$ 1,845	\$ 1,886
Auxiliary Enterprises	\$ 5,751	\$ 5,740	\$ 5,239	\$ 5,463	\$ 5,340
	\$ -	0	0		
Total Current Funds Expenditures	\$ 27,451	\$ 30,071	\$ 26,327	\$ 26,183	\$ 26,213
Fall FTE Enrollment	1589	1553	1534	1571	1594

* 13 Month Year